

Analysis of Wave Length Range in 4G Technology

Nisha, Poonam Beniwal *¹

M. Tech Scholar, Department of Electronics and Communication, OITM, Hisar, Haryana, India

Asst. Professor, Department of Electronics and Communication, OITM, Hisar, Haryana, India *¹

ABSTRACT: 4G means fourth generation. It is fourth generation of mobile telecommunications technology, succeeding 3G. A 4G system must provide capabilities defined by ITU in IMT Advanced. Potential & current applications include amended mobile web access, IP telephony, gaming services, high-definition mobile TV, video conferencing, 3D television, & cloud computing. Two 4G candidate systems are commercially deployed: Mobile WiMAX standard first used in South Korea in 2007, & first-release Long Term Evolution (LTE) standard. This has however been debated if these first-release versions should be considered to be 4G or not, as discussed in technical definition section below. In United States, Sprint (previously Clearwire) has deployed Mobile WiMAX networks since 2008, while Metro PCS became first operator to offer LTE service in 2010.

I. INTRODUCTION

4G, short for fourth generation, is fourth generation of mobile telecommunications technology, succeeding 3G. A 4th Generation system would be expected to provide support to potential & current applications including mobile web access, IP telephony, gaming services, high-definition mobile TV, video conferencing, 3D television, & cloud computing. The first operational cellular communication system was set up in Norway in 1981 & was followed by similar systems in United States & United Kingdom. These first generation systems provided voice transmissions by using frequencies around 900MHz & analog modulation. The second generation (2G) of wireless mobile network was based on low-band digital data signaling. The most popular 2G wireless technology is known as Global Systems for Mobile Communications (GSM). The first GSM systems used a 25MHz frequency spectrum in 900MHz band. Initiation for 3G started in 1980s. Initially it focused on multimedia applications such as videoconferencing for mobile phones. 3G thinking had to evolve as internet user demanded more & more wireless applications & services. As personal wireless handsets become more common than fixed telephones, it is clear that personal wireless Internet access will follow & users will want broadband Internet access.

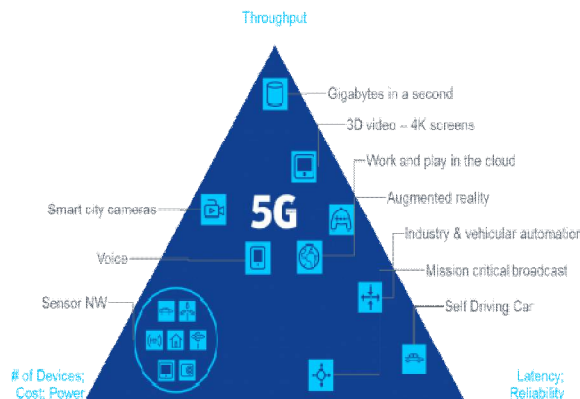


Fig 1 5G diagram

International Journal of Innovative Research in Computer and Communication Engineering

(An ISO 3297: 2007 Certified Organization)

Vol. 4, Issue 8, August 2016



Fig 2 Show various 4G devices

The Next Generation Mobile Networks Alliance feels that 5G should be rolled out by 2020 to meet business & consumer demands. In addition to providing simply faster speeds, they predict that 5G networks also would need to meet new use cases, such as Internet of Things (network equipment in buildings or vehicles for web access) as well as broadcast-like services & lifeline communication in times of natural disaster.

II. HISTORICAL EVOLUTION

History of G

The first cell phones could barely keep a call connected let alone send a text message & now we are streaming content across wireless spectrum while cruising web & talking to friends. A long way indeed. Where does it go from here & will wireless spectrum stand up to test? We will soon find out.

2G Rises to Challenge

When smart phones were first introduced, there was no texting as well as undoubtedly horrible connections. Then came 2G or 2nd Generation networks as well as by having them came capability to transfer & get information, although velocities were actually sluggish - 9.6 kb/s - slower than old, screechy, modems that we used to utilize in early days of Internet. Slowly technological innovation strengthened & information rates were raised, by having latter types of 2G getting to speeds of about 56kb/s & we thought that was fast. The 4G system was originally envisioned by the Defense Advanced Research Projects Agency (DARPA). The DARPA selected the distributed architecture & end-to-end Internet protocol (IP), & believed at an early stage in peer-to-peer networking in which every mobile device would be both a transceiver & a router for other devices in the network, eliminating the spoke-and-hub weakness of 2G & 3G cellular systems. Since the 2.5G GPRS system, cellular systems have provided dual infrastructures: packet switched nodes for data services, & circuit switched nodes for voice calls.

III. PROBLEM FORMULATION

A CPU networks or data networks is telecommunications networks which allows computers to exchange data. In CPU networks, networked computing devices exchange data with each other using data link connections between nodes are established using either cables media or wireless media. best-known CPU networks is Internet. Network CPU devices that originate, route & terminate data are called networks nodes. Nodes could include hosts such as personal computers, phones, servers as well as networking hardware. Two such devices could be said to be networked together when one device is able to exchange information with other device, whether or not they have direct connection to each other. For modern glass opticalfiber, maximum transmission distance is limited not by direct material absorption but by several types of dispersion, or spreading of optical pulses as they travel

International Journal of Innovative Research in Computer and Communication Engineering

(An ISO 3297: 2007 Certified Organization)

Vol. 4, Issue 8, August 2016

along fiber. Dispersion in optical fiber is caused by variety of factors. Intermodal dispersion, caused by different axial speeds of different transverse modes, limits performance of multi-mode fiber. Because single-mode fibers support only one transverse mode, intermodal dispersion is eliminated. In single-mode fibers performance is primarily limited by chromatic dispersion (also called group velocity dispersion), which occurs because index of glass varies slightly depending on wavelength of light, & light from real optical transmitters necessarily has nonzero spectral width (due to modulation). Polarization mode dispersion, another source of limitation, occurs because although single-mode fibers could sustain only one transverse mode, it could carry that mode with two different polarizations, & slight imperfections or distortions in fibers could alter the propagation velocities for the two polarizations. This phenomenon is called fiber birefringence & could be counteracted by polarization-maintaining optical fiber. Dispersion limits bandwidth of fibers because spreading optical pulse limits rate that pulses could follow one another on fibers & still be distinguishable at receiver.

Band	Description	Wavelength Range
O band	Original	1260 to 1360 nm
E band	Extended	1360 to 1460 nm
S band	short wavelengths	1460 to 1530 nm
C band	conventional ("erbium window")	1530 to 1565 nm
L band	long wavelengths	1565 to 1625 nm
U band	ultralong wavelengths	1625 to 1675 nm

Table 1 Wavelengths of diff. bands

When communications link must span larger distance than existing fiber-optic technology system is capable of, signal must be regenerated at intermediate points in link by optical communications repeaters. Repeaters add substantial cost to communication system, & so system designers attempt to minimize their use.

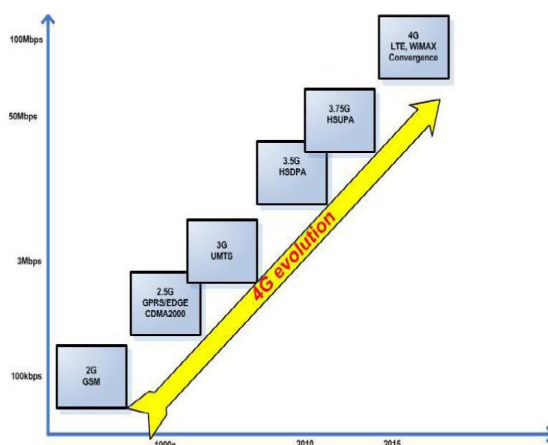


Fig 3 Evolution of wireless cellular standards

International Journal of Innovative Research in Computer and Communication Engineering

(An ISO 3297: 2007 Certified Organization)

Vol. 4, Issue 8, August 2016

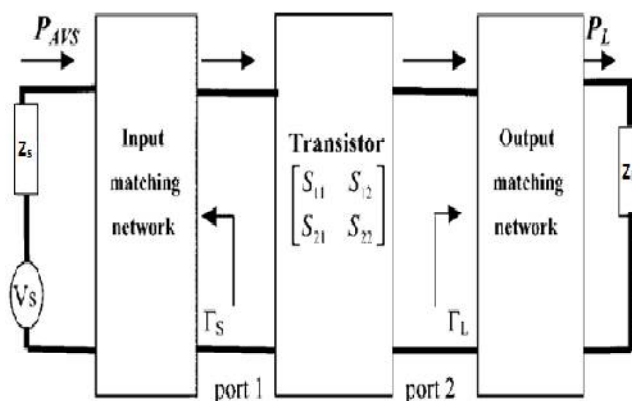


Fig 4 Block Diagram of transducer power gain

Gain

The need to obtain a desired gain performance is another important consideration in amplifier design task. transducer power gain G_T , quantifies gain of amplifier placed between source & load.

$$G_T = \frac{\text{Power delivered to the load}}{\text{Available power from the source}} = \frac{P_L}{P_{AVS}} = \frac{(1-|\Gamma_L|^2)|S_{21}|^2(1-|\Gamma_S|^2)}{|1-\Gamma_L \Gamma_{out}|^2 |1-S_{11} \Gamma_S|} \quad (19)$$

Here, P_L is average power delivered to load & P_{AVS} is maximum power available from source. Figure 3.8 shows block diagram of transducer power gain with P_{AVS} & P_L labeled.

IV. PROPOSED WORK

Features of Fourth Generation Technology

Fourth generation (4G) technology will offer many advancement to the wireless market, including downlink data rates well over 100 Mbps, low latency, very efficient spectrum use and low-cost implementations. With impressive network capabilities, 4G enhancement promise to bring the wireless experience to an entirely new level with impressive user applications, such as sophisticated graphical user interfaces, high-end gaming, high-definition video and high-performance imaging. Consumer expectations for mobile handsets and similar products are becoming more and more sophisticated.

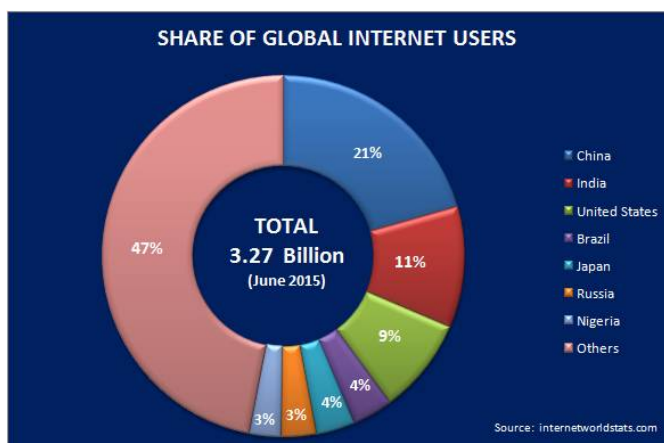


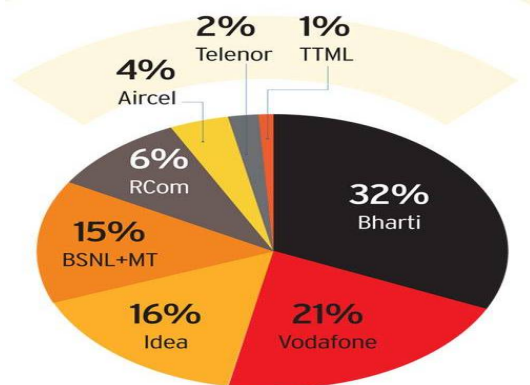
Fig 5 represents the distribution of the Internet users among countries.

International Journal of Innovative Research in Computer and Communication Engineering

(An ISO 3297: 2007 Certified Organization)

Vol. 4, Issue 8, August 2016

The move to 4G networks will allow service providers to offer the impressive applications that will drive users to upgrade to the new phones. Current downlink data rates are less than 10 megabits per second (Mbps); 4G systems will offer downlink data rates well over 100 Mbps, an improvement of 10 times over 3G. 4G systems will also have low latency, improving the consumer experience.



Figures for Nov 2015; Source: TRAI, Companies, Fitch

Fig 6

Survey Report : Breakup of the wireless internet service providers in India, clearly Bharti Airtel leads this segment by big margins. Similarly, Jio has developed an app - Switch N Walk - that lets users transfer their entire data from one phone to another in about five minutes. "Jio is not built like any other telecom operator. It is a true internet age company. You should have the agility of Internet and at the same time the infrastructure of telecom companies which internet companies miss," says a Jio executive. It has created different teams for each of its applications, and its total workforce is around 25,000. "The network infrastructure is ready and going through extensive tests to ensure a seamless experience for subscribers. Business platforms, too, are being tested in a limited use environment.

V. RESULT AND DISCUSSION

GSMA Intelligence forecasts that an additional 1.6 billion citizens worldwide will become mobile Internet users over the next six years, bringing the total number to 3.8 billion, or around half of the world's expected population by 2020. "Our new findings underline how mobile is now the gateway to the Internet for billions of citizens across the world and will be responsible for connecting millions of currently 'offline' global citizens to the Internet in the years to 2020 and beyond," said Anne Bouverot, Director General of the GSMA. The GSMA (GSM Association) defines a mobile Internet subscriber as an individual who has accessed an Internet service on one or more of their mobile devices.

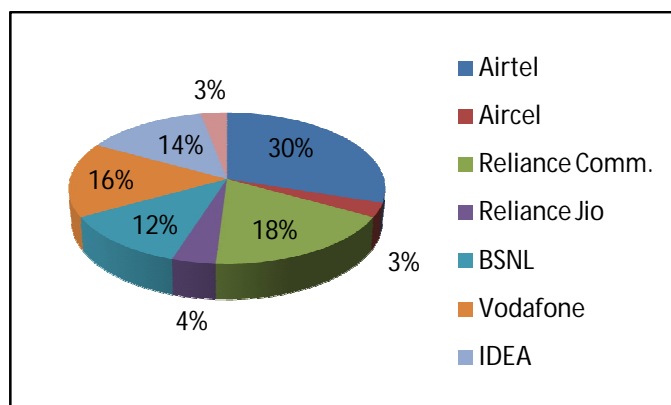


Fig 7 ISP of people surveyed

International Journal of Innovative Research in Computer and Communication Engineering

(An ISO 3297: 2007 Certified Organization)

Vol. 4, Issue 8, August 2016

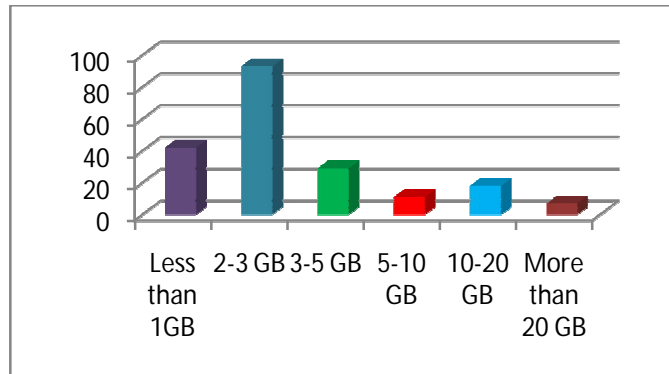


Fig 7 GB of Data though most of the users feel they need larger data packs.

Speed test on simulator

CASE 1: READING IN CASE OF 4 DEVICES SHARING 4G DATA

Your current bandwidth reading is:

800.90kbps

which means you can download at 100.11 KB/sec. from our servers.

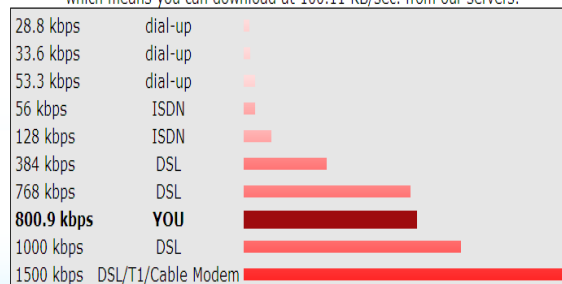


Fig 8 Reading In Case Of 4 Devices Sharing 4g Data

CASE 2: READING IN CASE OF 3 DEVICES SHARING 4G DATA

Your current bandwidth reading is:

836.30kbps

which means you can download at 104.54 KB/sec. from our servers.

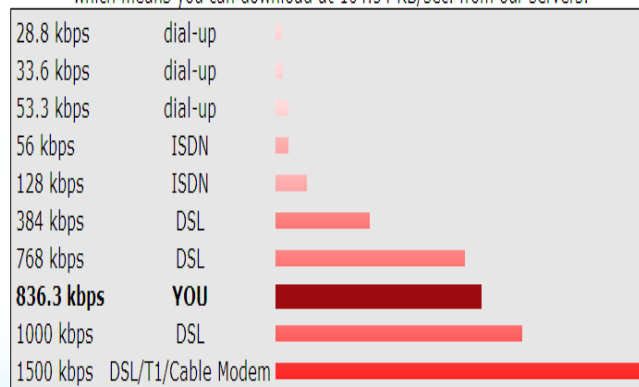


Fig 9 Reading In Case Of 3 Devices Sharing 4g Data

International Journal of Innovative Research in Computer and Communication Engineering

(An ISO 3297: 2007 Certified Organization)

Vol. 4, Issue 8, August 2016

Case 3: READING IN CASE OF 2 DEVICES SHARING 4G DATA

Your current bandwidth reading is:

975.40kbps

which means you can download at 121.93 KB/sec. from our servers.

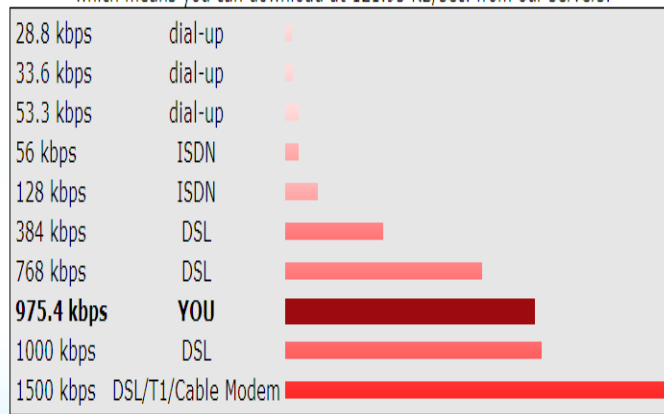


Fig 10 Reading In Case Of 2 Devices Sharing 4g Data

Case 4: READING IN CASE OF SINGLE DEVICES SHARING 4G DATA

Your current bandwidth reading is:

1.32 Mbps

which means you can download at 168.8 KB/sec. from our servers.

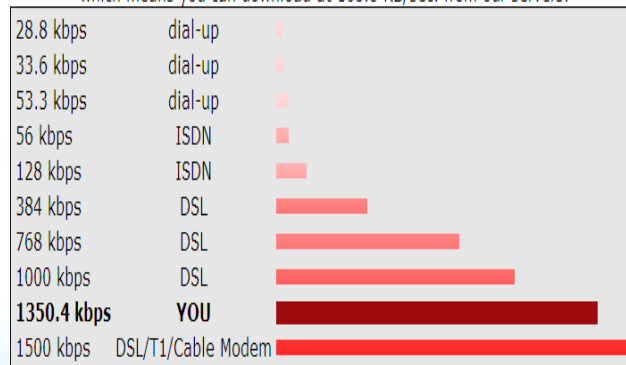


Fig 11 Reading In Case Of Single Devices Sharing 4g Data

VI. CONCLUSION & FUTURE SCOPE

India's 4G and 3G user base will touch 300 million by March 2018, according to a market research undertaken by the investment group, Credit Lyonnais Securities Asia (CLSA). The report adds that the smartphone population in India is expected to reach 350 million by March 2018, 210 million of which will be 4G. The estimate underscores the phenomenal increase in the country's smartphone penetration in recent months, and the expansion witnessed in high-speed internet coverage in the country. At present, mobile services across the second, third and fourth generation platforms are offered in India on 800 MHz, 900 MHz, 1800 MHz, 2100 MHz and 2300 MHz bands. The government has indicated it will auction super-efficient 4G spectrum in the 700 MHz band but has yet to finalise a timetable. As affordability for 3G and 4G data increases, fuelling data usage and spends, the addressable market will expand to 300 million subscribers by March 2018. India's 3G and 4G subscribers have tripled to 120 million in 24 months," CLSA said in its report. "Yet, current data tariffs limit usage, restricting the market for 3G and 4G to high average revenue per



International Journal of Innovative Research in Computer and Communication Engineering

(An ISO 3297: 2007 Certified Organization)

Vol. 4, Issue 8, August 2016

unit (ARPU) subscribers." India's internet connectivity coverage is not widespread despite rapid adoption of smartphones. India is ranked second after China in the world's largest smartphone market ranking.

REFERENCES

1. Sergio Benedetto & Ezio Biglieri (1999). Principles of Digital Transmission: With Wireless Applications. Springer. ISBN 0-306-45753-9.
2. C. T. Bhunia, Information Technology Network & Internet, New Age International, 2006, page 26.
3. Lal Chand Godara, "Handbook of antennas in wireless communications", CRC Press, 2002, ISBN 0849301246, ISBN 9780849301247
4. "Just Ahead: A Wider Wireless World", "Wildstrom, S.", BusinessWeek, December 19, 2007, Retrieved February 9, 2011
5. Mobile & Wireless Communications, "Gow G. & Smith R.", Open University Press, 2006
6. Putting Economics above Ideology, "Hazlett, T", Barrons, July 12, 2010
7. Crampton, Peter (October 1998). "Efficiency of FCC Spectrum Auction" (PDF). Journal of Law & Economics **41**: 727–736. doi:10.1086/467410.
8. Salmon, Timothy (2004). Auctioning Public Assets: Analysis & Alternatives (PDF). Cambridge University Press. ISBN 0-521-83059-1.
9. "FCC Spectrum Auction Data". FCC Spectrum Auction Data. Penn State University. Retrieved April 25, 2011.
10. McMillan, John. "Why Auction Spectrum?" (PDF). Why Auction Spectrum. Retrieved April 25, 2011.
11. "Moving Toward a Market for Spectrum". Moving Toward a Market for Spectrum. Cato Institute.
12. Malik, Om. "700 MHz Explained in 10 Steps". 700 MHz Explained in 10 Steps. GIGA.com.
13. "Light Fidelity (Li-Fi): Towards All-Optical Networking", D. Tsonev, S. Videv & H. Haas; Institute for Digital Communications, Li-Fi R&D Centre, University of Edinburgh, EH9 3JL, Edinburgh, UK.
14. Rancy, Francois. "Welcome to ITU-R". ITU. Archived from original on May 14, 2011. Retrieved April 27, 2011.
15. Gahran, Amy (March 22, 2011). "FCC warns of looming mobile spectrum crunch". CNN Tech. Retrieved April 29, 2011.
16. Zhao, Houlin. "Globalizing Trend of China's Mobile Internet". ITU. Retrieved April 20, 2011.
17. Budde, Paul. "Broadband: A Platform For Progress" (PDF). Retrieved May 5, 2011.
18. Onyeije, Uzoma. "SOLVING CAPACITY CRUNCH Options for Enhancing Data Capacity on Wireless Networks Onyeije" (PDF). Onyeije Consulting LLC. Archived (PDF) from original on May 21, 2011. Retrieved April 30, 2011.
19. "Egypt may have turned off Internet one phone call at a time". Los Angeles Times. January 29, 2011.
20. Johnson, Bobbie. "How Egypt Switched Off Internet". Archived from original on January 28, 2011. Retrieved January 28, 2011.
21. "China Lifts Wikipedia Blockage". Archived from original on November 23, 2006. Retrieved November 17, 2006.