



IJIRCCCE

e-ISSN: 2320-9801 | p-ISSN: 2320-9798



INTERNATIONAL JOURNAL OF INNOVATIVE RESEARCH

IN COMPUTER & COMMUNICATION ENGINEERING

Volume 12, Issue 3, March 2024

ISSN INTERNATIONAL
STANDARD
SERIAL
NUMBER
INDIA

Impact Factor: 8.379



9940 572 462



6381 907 438



ijircce@gmail.com



www.ijircce.com

Medi-Connect App Using Flutter Framework and AI Chatbot

Harshada Kahane, Amit Khartode, Sumit Desale, Narayan Asati, Prof. Smita Mulhar

UG Student, Department of Computer, Smt Kashibai Navale College of Engineering, Pune, India

UG Student, Department of Computer, Smt. Kashibai Navale College of Engineering, Pune, India

UG Student, Department of Computer, Smt. Kashibai Navale College of Engineering, Pune, India

UG Student, Department of Computer, Smt. Kashibai Navale College of Engineering, Pune, India

Professor, Department of Computer, Smt. Kashibai Navale College of Engineering, Pune, India

ABSTRACT: Medi-Connect is a revolutionary healthcare application developed using Flutter and AI. It aims to bridge the gap between patients and healthcare providers by leveraging the power of technology. The app offers a wide range of features, including virtual consultations, personalized health recommendations, and intelligent symptom analysis. Using Flutter's cross-platform capabilities, Medi-Connect ensures a seamless user experience across different devices. The integration of AI enables advanced functionalities such as image recognition for diagnosing skin conditions, natural language processing for personalized health advice, and predictive analytics for early detection of diseases.

With Medi-Connect, users can easily connect with healthcare professionals through virtual consultations, eliminating the need for physical visits. The app also provides access to a comprehensive database of medical information, empowering users to make informed decisions about their health. By implementing e-prescriptions and digital prescriptions, Medi-Connect reduces medication errors and enhances convenience for both patients and healthcare providers. The app securely stores medical records and enables easy sharing of information between patients and doctors.

Overall, Medi-Connect revolutionizes the healthcare industry by leveraging the power of Flutter and AI, providing a user-friendly and intelligent platform for managing healthcare needs

KEYWORDS: Scheduling Algorithm, Machine Learning, Natural Language Processing (NLP), AI Chatbots.

I. INTRODUCTION

Smart phones have become an integral part of modern human life, and many institutions and companies have rushed to use these portable devices to keep up with users' needs. Where this research deals with a study on Android operating systems that run on most smart phones, as well as in this research learning how to program and design smart phone applications that work on the Android system. The medicine is on time, which was called My treatment appointments, and the Dart Flutter language was used to program the application, which is part of the Flutter software platform, and this platform enables the programmer to program applications for all types of applications Phones Whether the phone works on the Android system in most smart phones or the IOS system in I-Phone devices, and the Flutter platform works using the Android studio program, which serves as a general platform that contains all Flutter tools.

- 1.1 Android Applications:** An Android application is software designed to run on an Android device or emulator, and it is a software application that runs on the Android platform.
- 1.2 Flutter software platform:** Flutter is a suite of application programming and development tools that provides a comprehensive framework in the Dart Flutter language dedicated to drawing destinations with high quality and at the same time gives the developer the tools that make him build complete applications in the least time.

II. RELATED WORK

The objectives of this research lie in designing an Android application that works on smart phones that alerts the times of taking medical treatments at the appropriate times for the purpose of helping patients of all age groups, to reach a state of recovery by taking the treatment (medication) at the time specified by the treating physician?

The design of this application is characterized by simplicity of use and without complexity, its aim is to help patients of all age groups to use it, to reach the state of recovery by taking the treatment (medicine) at the time specified by the attending physician as it works to remind the patient to take treatment doses at the time specified by a notification, specified by device, as the reminder method supported by this application improves the patient's health and helps him to adhere to the specified dates for taking the medication, as many patients neglect to remember the dates of taking the medicines at the specified times, and certainly the failure to adhere to the specified dates.

To take medicine, especially in some diseases that cause many health problems, so the application of (MEDI-CONNECT) solves all these problems that the patient suffers from. Through this application, the user can specify and adjust the specific times of medications by the user, and he can add any number of medications and set notifications to remind the patient of the time of each type of medication that has been added.

III. PROPOSED ALGORITHM

The main objective is to design a system with a range of features that will help people to cope with a variety of challenging scenarios during a health interruption while saving time. For example, nearby hospital suggestions, online consultants, scheduling a doctor's appointment, prescription displayer, medical history, disease prediction, AI Chabot, and other features would assist the user in making a quick decision and avoiding unexpected situations. This combination of components has never been seen before in any previous work.

1. **Notification Scheduling Algorithm: Interval-based Scheduling:** Use algorithms like the Timer or ScheduledExecutorService in Flutter to schedule notifications based on the calculated time intervals for medication reminders.
2. **Chatbot Algorithms: Natural Language Processing (NLP):** Utilize NLP algorithms and libraries (e.g., TensorFlow, spaCy, NLTK) to process and understand user queries and provide appropriate responses.

User Data Variables:

1. P : Patient/user
2. M : Set of medicines prescribed to the patient
3. D : Doctor/healthcare provider
4. TM_i : Time interval for each medicine

Notification System Variables:

5. NP : Number of notifications for the patient
6. RM_i : Remainder message for medicine

Equations:

1. **Time Interval Calculation:**
 1. TM_i =Frequency of taking medicine M_i
 2. TD =Frequency of doctor appointments
2. **Number of Notifications:**
 1. $NP = \sum_{i=1}^n TD/ TM_i$
 2. $ND = 1/ TD$
3. **Remainder Message:**
 RM_i =Compose message for reminding to take medicine M_i

IV. SYSTEM ARCHITECTURE

The proposed system is made up of three main modules:

Admin Module: The administrator part is used to create and update information in hospital and doctor servers. admin, often known as the administrator, gives patients access to the system and keeps it running smoothly.

Doctors Module: Patients' appointments are managed by the physicians, who also give consultation to the patients. Doctors have access to a patient's prior medical records and can write prescriptions based on their symptoms.

Patients Module: The patient's module has several unique capabilities for general patient's, such as the ability to anticipate illnesses based on symptoms, maintain profiles and medical histories, access doctor data, and schedule visits.

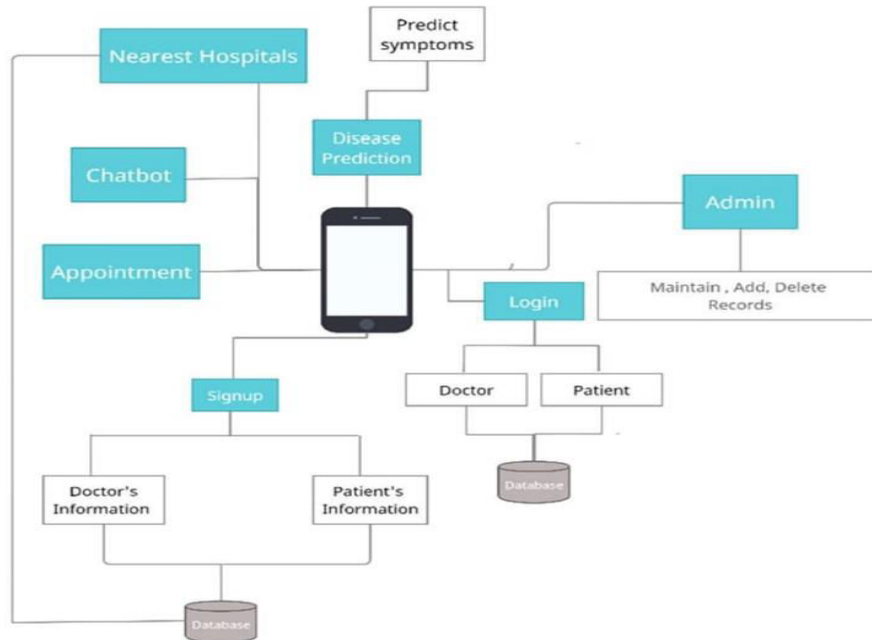


Figure 1: System Architecture

Mobile Application: This application is proposed for all Android-based smartphones. It makes use of the Flutter SDE, as well as the Dart programming language, which is a cross-platform application User Interface kit. To keep all of the details for patients and clinicians, it employs Firebase Cloud servers and a database. Users can choose from a variety of features in the proposed system. It comprises an appointment area where physicians and patients may monitor and organize their appointments with specialized doctors, a symptom checker that can forecast diseases based on reported symptoms, and a user can look up information on nearby hospitals and test facilities.

CHATBOT

Healthcare Chabot provide each user with a personalised experience in ways that are more convenient and efficient than human capabilities. Google API is an artificial intelligence powered symptom database. It advertises itself as a self-diagnosis tool or pre-primary care guidance, and it contains actionable health information that has been verified by professionals. For example, if you list nausea and a headache as symptoms, the app will ask you whether you also have light sensitivity, fatigue, dizziness, or other symptoms. Finally, it may determine that you have a margin. For example, if you list nausea and a headache as symptoms, the app will ask you whether you also have light sensitivity, fatigue, dizziness, or other symptoms. Finally, it may determine that you have a migraine.

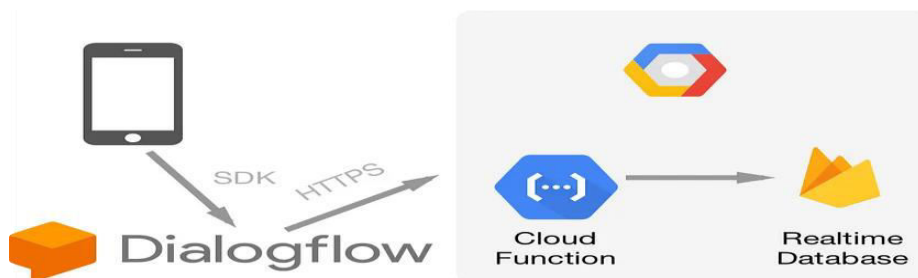


Figure 2: Chatbot Architecture

IMPLEMENTATION APPROACH:

The implementation approach adopted for this study is Spiral Development Model.

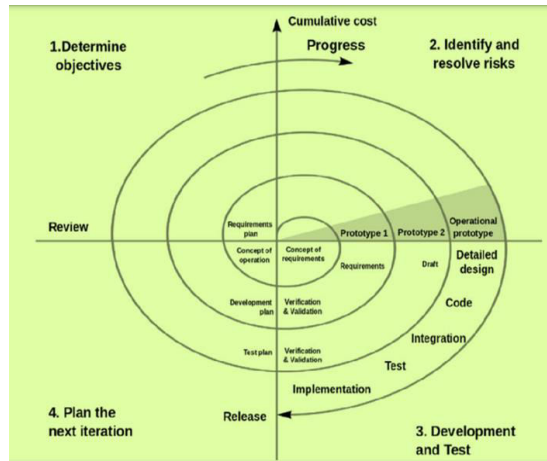


Figure 3: SDLC Model

The spiral model is a cyclical model with four phases: identification, goal determination, alternative evaluation, and restrictions.

- **Objective determination-** Customers' requirements are gathered at the start of each step, and the objectives are specified, elaborated, and analyzed.
- **Identify and Resolve Risks-** In order to choose the optimal solution, all viable solutions are analyzed, and the risks associated with each solution are identified and resolved using the best available method.
- **Development and Testing-** Identified features are produced and tested, and the software's next version is released.
- **Review and plan-** The client reviews the program as it is currently produced, and planning for the next step begins.

HARDWARE REQUIREMENTS

Parameter	Values
Processor	Intel Core i5+ or higher
System Memory	4 gigabytes or higher RAM
Disk Requirement	256GB of SSD for storing application
Database	A cloud-base (SQLite, MySQL) database that can be scaled depending upon requirements
Hardware application	Android Mobile Phones, USB debugger corda

SOFTWARE REQUIREMENTS

- WINDOWS OS (WIN10/ WIN7/ VISTA/ XP / 2000 / 200 Server / 2003 Server)
- Visual Studio. Net 2008 or Latest Enterprise Edition
- Internet Information Server (IIS)

- Visual Studio. Net Framework
- Operating system- Latest version of Android

DEVELOPMENT ENVIRONMENT:

Visual Studio Code is a conventional Microsoft product license distribution of the Code - OSS repository with Microsoft specific changes. Visual Studio Code blends the ease of use of a code editor with the features required by developers for their edit-build debug cycle.

TECHNOLOGY USED:

- Flutter SDE
- Dart Programming
- Google APIs
- Firebase Cloud Server

FUNDAMENTALS OF TESTING:

Any Android application that is designed by the programmer must be tested either by the programmer himself, that is, while writing each programming code that is tested before downloading it to the mobile phone, or by users after installing the application on their mobile phone. Testing any Android app is an integral part of the app development process. By constantly running tests on the application, the validity, functionality and usability of the application can be verified before it is released publicly, i.e. before it is published on Google platforms The app has been tested twice: The first: testing by the programmer Second: testing by users of the application.

As such, there are many types of tests and are as follows:

- **Functional testing:** Our app is tested for what it does and what the app is supposed to do.
- **Performance testing:** The application was tested in terms of the performance of the operations it performs, for example, the transition between one interface to another, and whether this was done quickly and efficiently.
- **Accessibility testing:** Does the app work well with accessibility services?

DIMENSIONS OF THESE TESTS:

Tests also vary by size or degree of isolation:

- Unit testing or small tests check only a very small part of an application, for example testing a small program statement, a specific instruction, or a specific class within our program.
- End to End testing or big tests check larger parts of the application at the same time, i.e. the whole program is tested.
- Medium tests: This type of test is between the two types above and checks the integration between two or more units, that is, between two or more parts of the program. These ranges of tests are illustrated in the following figure:

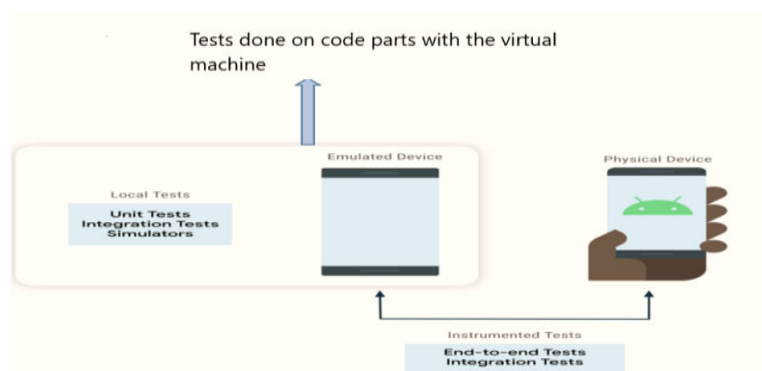
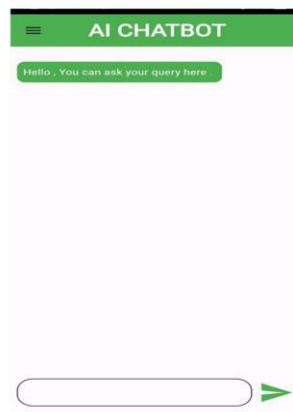
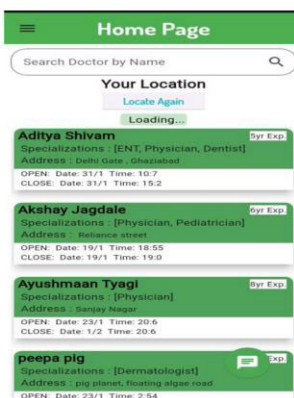
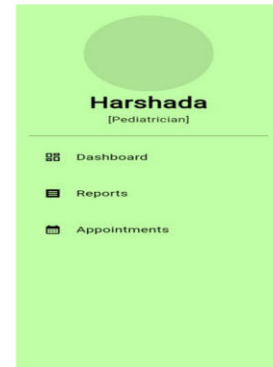
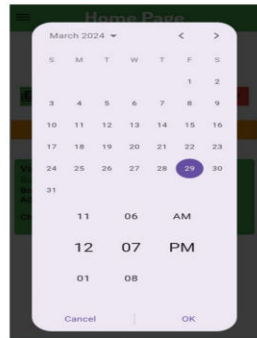
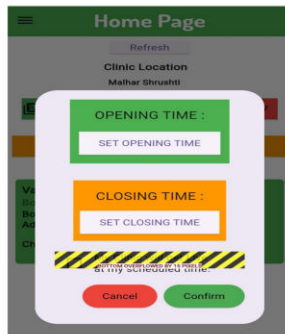
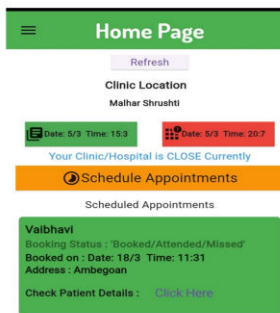
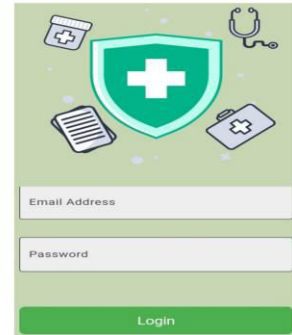
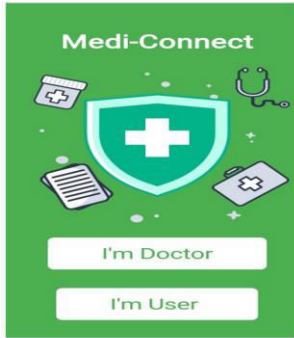


Figure 4: Testing Architecture

V. RESULTS



VI. FUTURE SCOPE

We hope to work on this extensively in the future to bring it to a new level for the benefit of people, particularly the poor. We're also excited to put our own artificial intelligence to work in assisting people in detecting disease based on symptoms. The proposed system "DOC.TIME APP" could be developed further into a standalone, automated system: A system that can include a variety of training elements that can be used to teach system users how to use it. The training module can be an HTML file that explains how to use various commands as well as how the system works as a whole. In this way, it is hoped that a mobile-based health-care system will become an integral part of daily life. Also, other features like Prescription, Finding donor and Emergency contact for nearest hospital. In this way, it is hoped that a mobile-based healthcare system will become an integral part of daily life.

VII. CONCLUSION

Using this application, we can retrieve patient's history with a single click. Thus, processing information will be faster. It guarantees accurate maintenance of patient details and thus reduces the human effort and increases accuracy speed. It aims to address the problem of limited healthcare access, improve communication between patients and healthcare providers, and deliver personalized care. The app has the potential to have a significant social impact by improving healthcare access, enhancing communication, empowering users, and saving time and costs. It is important for Medi-connect to prioritize user privacy, data security, and inclusivity to ensure its benefits are accessible to all individuals. The software takes care of all the requirements of an average hospital and is capable to provide easy and effective storage of information related to patients.

ACKNOWLEDGEMENT

We want to specially thank our respected internal guide Prof. Smita Mulhar for his guidance and encouragement which has helped us to achieve our goal. His valuable advice helped us to complete our project successfully. Our Head of Department Prof. R.H. Borhade has also been very helpful and we appreciate the support he provided us. He also gave us valuable inputs during our work.

We would like to convey our gratitude to Dr. K.R. Borole (Vice Principal) and Dr. A.V. Deshpande (Principal) all the teaching and non-teaching staff members of the Computer Engineering Department who gave us the freedom to explore and guided us the right way, also our friends and families for their valuable suggestions and support

REFERENCES

- [1] "Android Developers," [Online]. Available: <https://developer.android.com/index.html>. [Accessed 7 April 2017].
- [2] B. Khan, "Android PayPal Integration Tutorial," 1 May 2016. [Online]. Available: <https://www.simplifiedcoding.net/android-paypal-integration-tutorial/>. [Accessed 15 March 2017].
- [3] P. Kapoor, "E-NOTICE APPLICATION For Android Phones," 30 May 2014. [Online]. Available: <https://www.slideshare.net/kapoorpriyanka/report-on-enoticeappan-android-application>. [Accessed 12 April 2017].
- [4] Android developer Standard Development Kit <http://developer.android.com/sdk/index.html>, last acc. June 27, 2012
- [6] Android Application Development Yevheniy Dzezhyts Thesis Business Information Technology 2013
- [7] Official documentation of Flutter Navigator URL: <https://docs.flutter.io/flutter/widgets/Navigator-class.html> Accessed November 03, 2017
- [8] React Native vs Flutter, cross-platform mobile application frameworks Metropolia University of Applied Sciences Bachelor of Engineering Information technology Thesis 01 March 2018
- [9] Griffith University School of Computing and Information Technology, Domain: Modelling Languages, Business Modelling: UML vs. IDEF
- [10] A Freights Status Management System Based on Dart and Flutter Programming Language To cite this article: Ghusoon Idan Arb and Kadhum Al-Majdi 2020 J. Phys.: Conf. Ser. 1530 012020



INNO  SPACE
SJIF Scientific Journal Impact Factor

Impact Factor: 8.379

 doi[®]
crossref

 INTERNATIONAL
STANDARD
SERIAL
NUMBER
INDIA



INTERNATIONAL JOURNAL OF INNOVATIVE RESEARCH

IN COMPUTER & COMMUNICATION ENGINEERING

 9940 572 462  6381 907 438  ijircce@gmail.com



www.ijircce.com

Scan to save the contact details