



**IJIRCCCE**

e-ISSN: 2320-9801 | p-ISSN: 2320-9798



# INTERNATIONAL JOURNAL OF INNOVATIVE RESEARCH

IN COMPUTER & COMMUNICATION ENGINEERING

**Volume 10, Issue 5, May 2022**

**ISSN** INTERNATIONAL  
STANDARD  
SERIAL  
NUMBER  
INDIA

**Impact Factor: 8.165**



9940 572 462



6381 907 438



ijircce@gmail.com



www.ijircce.com

# Detection of Cyber Attacks in Network Using Machine Learning Techniques

Vinay Guduri, Vivek Mohkar, Rohit Solanke, Vjay Thorat

Under Graduate Student, Department of Computer Science & Engineering, Prof. Ram Meghe Institute of Technology and Research, Amravati, India

**ABSTRACT** - When compared to the past, developments in computer and communication advancements have resulted in significant and rapid changes. Although new advancements provide unimaginable benefits to individuals, organizations, and governments, some are opposed to them. For example, vital information assurance, security of set aside data stages, data availability, and so on. Because of these challenges, sophisticated anxiety-based misuse is now one of the most common problems. Computerized dread, which has caused several challenges for individuals and foundations, has now reached a level where various social events, such as criminal association, capable individuals, and sophisticated activists, could undermine open and national security. Intrusion Detection Systems (IDS) were created to keep a necessary separation from advanced threats. Currently, learning the reinforce support vector machine (SVM) estimations was utilized to sense port compass efforts based on the new CICIDS2017 dataset with 97.80% and 69.79 percent accuracy rates, respectively. Perhaps, in addition to SVM, we can present some other calculations such as arbitrary woodlands, CNN, and ANN, where these calculations can achieve correctness, such as SVM – 93.29, CNN – 63.52, Random Forest – 99.93, and ANN – 99.11.

**KEYWORDS:** Cyber Security, KDD, Login Environment, Machine Learning, SVM, Random Forest, Detection Model

## I. INTRODUCTION

Recently, the world has witnessed a significant shift in the numerous fields of related innovations, such as brilliant matrices, the Internet of Vehicles, long-distance development, and 5G communication. According to Cisco [1,] the number of IP-connected devices will be multiple times greater than the global population by 2022, providing 4.8 ZB of IP traffic annually. Because of the transfer of large amounts of sensitive data through asset-powered devices and over the untrustworthy "Internet," leveraging various innovations and correspondence norms, this accelerated development presents significant security concerns. To keep the internet viable and secure, advanced security controls and flexibility investigation should be applied in the pre-sending stages. The implemented security measures are in charge of preventing, detecting, and responding to attacks. An interruption recognition framework (IDS) is a commonly used process for identifying interior and external interruptions that target a system, as well as abnormalities that indicate likely interruptions and suspicious activities, for localization purposes. An IDS is a collection of devices and mechanisms for monitoring the PC system and network traffic, as well as breaking down activities with the goal of identifying potential system disruptions. An IDS can be signature-based, inconsistency-based, or a combination of the two. Interruptions are recognized in signature-based IDS by comparing observed practices to predefined interruption designs, whereas oddity put together IDS centres with respect to knowing typical conduct in order to distinguish any departure [2]. To detect anomalies, several tactics are used, including factual-based, information-based, and AI approaches; more recently, deep learning techniques have been investigated. Presentation The number of computer crimes continues to rise. They are not only limited to useless demonstrations, such as analysing a structure's login credentials, but they are also significantly riskier. Information security is the process of safeguarding data from unauthorised access, use, disclosure, destruction, modification, or destruction. The terms "information security," "PC security," and "information assurance" are all frequently used interchangeably. These domains are linked and have shared destinations to provide information availability, mystery, and authenticity. According to studies, the first step in an attack is disclosure. The purpose of observation is to gather information on the building at this time. Finding a brief overview of open ports in a design provides an attacker with really valuable information. As a result, several devices, such as subterranean insect diseases and IDS, may detect open ports [3]. Learning and SVM AI computations have been used to create IDS models to see port yield attempts, and the models have been given explanation of the content and techniques used.

## II. RELATED WORK

This section highlights some late achievements in the area. It should be noted that we only look at projects that used the NSL-KDD dataset for performance benchmarking. As a result, every dataset mentioned after this should be considered NSL-KDD. This strategy allows for a more thorough comparison of work with other items contained in the writing. Another limitation is that most jobs use prepared information for both preparing and testing. Finally, we look at a few of deep learning-based approaches that have been used before for similar types of tasks. For the plan of such an IDS, one of the most punctual works found in writing used ANN with improved strong back-spread [6]. Only the preparation dataset was used for preparing (70%), approval (15%), and testing in this study (15 percent). As expected, using unlabeled data for testing resulted in a decrease in execution time. For testing on the preparation dataset, a later study used the J48 decision tree classifier with 10-overlay cross-approval [4]. Instead of using the entire set of 41 capabilities, this project used a smaller list of 22 capabilities. A similar study looked at other well-known regulated tree-based classifiers and discovered that the Random Tree model performed best with the highest level of exactness and the lowest bogus alert rate [5]. A variety of 2-level characterisation methods have also been master presented. Discriminative Multinomial Naive Bayes (DMNB) as a base classifier, Nominal-to-Binary directed separation at the second level, and 10-crease cross approval for testing were used in one study [9]. The goal of this project was to use Ensembles of Balanced Nested Dichotomies (END) at the top level and Random Forest at the bottom level [10]. This improvement produced an improved location rate and a lower bogus positive rate, as expected. Another 2-level execution used head segment examination (PCA) to reduce the list of capabilities and then SVM (using Radial Basis Function) for final classification, resulting in a high recognition precision using only the preparation dataset and all 41 highlights. The authors refined their work by ranking the highlights using data and then reducing the list of capabilities to 20 using a conduct-based element determination. Using the preparation dataset, this resulted in an increase in detailed precision [12]. The next class to look at made use of both the preparation and test datasets. An underlying goal of this classification was to combine fluffy characterisation with hereditary calculation, which resulted in a detection precision of 80 percent or higher and a low fake positive rate [13]. Another noteworthy study used unaided grouping algorithms and discovered that when test information was included, the exhibition using only preparation information was drastically reduced [6]. Using both prepared and test datasets, a comparable execution using the kpoint computation resulted in marginally improved recognition exactness and a reduced fake positive rate [7]. When compared to the SVM RBF technique, another less well-known strategy, OPF (optimal way woodlands), which employs chart apportioning for include classification, was found to have a high identification accuracy [8] within 33 percent of the time.

## III. PROPOSED ALGORITHM

**K-Nearest Neighbor (KNN).** KNN's central notion is based on complicated theory. If the majority of an example's neighbors have a location with a similar class, the example has a good chance of having a place with the class as well. The grouping result is simply identified with the top-k closest neighbors in this manner. The k border has a huge impact on how KNN models are presented. The smaller k, the more complicated the model is and the greater the risk of overfitting. The larger k, on the other hand, the simpler the model and the more vulnerable the fitting capacity.

**Support Vector Machine (SVM).** In SVMs, the goal is to find the largest edge partition hyperplane in the measurement highlight space. Because the partition hyperplane is resolved with only a few assistance vectors, SVMs can achieve satisfying results even with restricted scope preparation sets. SVMs are sensitive to turbulence around the hyperplane in any situation.

**Artificial Neural Network (ANN).** An ANN's plan is to work in the same way that human cerebrums do. A yield layer, an info layer, and a few secret layers make up an ANN. The units in adjacent strata are totally linked. An ANN has a massive number of units and may theoretically estimate subjective capacities; as a result, it has excellent fitting capability, especially for nonlinear capacities. Preparing ANNs is time-consuming because to the complicated model design.

**Naive Bayes.** The restrictive likelihood and the speculation of property autonomy are used in the Nave Bayes computation. The Nave Bayes classifier computes contingent probability for distinct classes for each case.

**Clustering.** Clustering is based on the proximity hypothesis, which entails grouping highly comparable data into similar groups and grouping less comparable data into other groups. Bunching is a type of unaided learning that is distinct from order. For bunching calculations, no prior information or identified data is necessary; as a result, the informational collecting requirements are mild. However, it is critical to use external data when doing bunching computations to identify attacks.

**Decision tree.** Using a sequence of rules, the decision tree calculation classifies data. The model is tree-like, making it



easy to understand. As a result of the decision tree calculation, immaterial and repetitive highlights may be prohibited. Choice, tree age, and tree pruning are all part of the learning interaction. When creating a decision tree model, the computation selects the most relevant highlights on its own and generates child hubs from the root hub. A crucial classifier is the decision tree.

#### IV. WORKING

##### Module Implementation:

1. **Data Preprocessing:** For improved performance, data-augmented approaches will be applied.
2. **Attack Detection Model:** The model-trained algorithm will determine whether or not the provided transaction is abnormal.
3. **Data Collection:** Collect enough data samples and genuine software samples.
4. **Train and Test Modelling:** Divide the data into two groups: training and testing. Train data will be used to train the model, and Test data will be used to evaluate its performance.
5. **Login Environment:** We have to use login credentials such as user name and password for logging in to the system. These credentials will be validated from the database and accordingly the user will be able to access the detection system and predict the attack.
6. **Detection Model:** A model of a real-time intrusion detection expert system capable of detecting break-ins, penetrations, and other forms of computer abuse is described. The algorithm's key steps are listed below and illustrated in
  - 1) Every dataset should be normalised.
  - 2) Create testing and training datasets from that dataset.
  - 3) Create IDS models using the RF, ANN, CNN, and SVM algorithms.
  - 4) Evaluate the performance of each model.

##### The following are the benefits of the proposed systems:

- └
- Protection against hostile network assaults. └
- Removal and/or assurance of malicious elements within an existing network └
- Prevents people from gaining unauthorized network access. └
- Deny your programmers access to potentially contaminated resources. └
- Keeping sensitive data safe

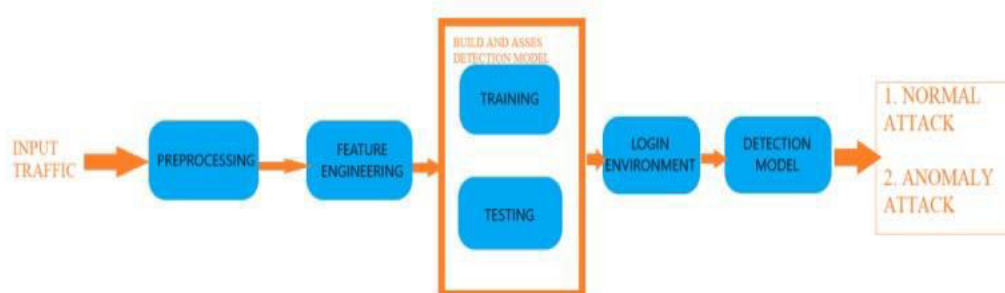


Fig.1. Proposed System and Working Flow

## V. SIMULATION RESULTS

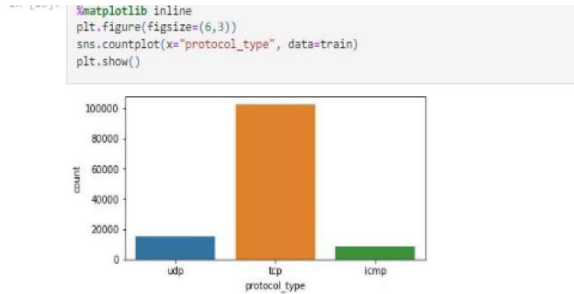


Fig.2. Protocol Type Distribution

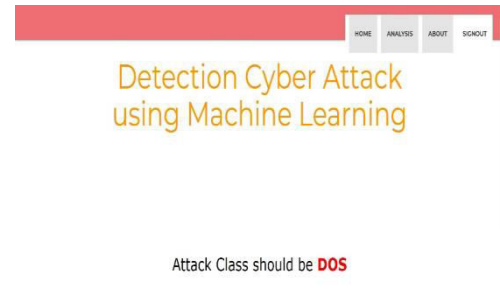


Fig.3. Predicted Result

### A. Datasets Description

DARPA's 1998 ID evaluation initiative was coordinated and organised by MIT's Lincoln Labs. The major goal is to examine and lead research in the field of ID. A normalised dataset was created, which included various types of interruptions that mimicked a military environment and was made publicly available. The dataset from the KDD interruption location challenge in 1999 was a more polished version of this. DARPA's ID assessment team gathered network-based information of IDS by reenacting an aviation-based armed forces base LAN with over 1000s of UNIX hubs and 100s of clients at a time in Lincoln Labs for a continuous 9 weeks, which was then partitioned into 7 and 14 days of preparing and testing individually to remove the crude dump information TCP. In contrast to other OS hubs, MIT's lab used Windows and UNIX hubs for nearly all of the inbound disruptions from an alienated LAN, with funding from DARPA and AFRL. Seven distinct circumstances and 32 specific assaults totaling 300 assaults were reproduced for the dataset's aim. Since the arrival of the KDD-'99 dataset, it has been the most often utilised data for evaluating a few IDSs. Around 4,900,000 unique relationships contributed to this dataset, which includes a component check of 41.

### B. Results

The study made use of machine learning libraries such as numpy, pandas, and scikit learn. The application was created using the jupyter notebook IDE and written in Python. Four algorithms can be employed to produce predictions: SVM, ANN, RF, and CNN. This research shows which algorithm has the best accuracy rates for predicting whether or not cyber attacks have happened.

## VI. CONCLUSION AND FUTURE WORK

Help vector machine, ANN, CNN, Random Forest, and significant learning estimations based on the current CICIDS2017 datasets were moderately presented at this time. The results reveal that substantial learning estimation outperformed SVM, ANN, RF, and CNN in most cases. We'll utilize port scope attacks, as well as other attack types, in conjunction with AI and substantial learning calculations, Apache Hadoop, and technological developments on this datasets later. Every one of these calculations aids us in detecting a digital network attack. It happens in the way that if we think back far enough, there may have been innumerable assaults, and when these assaults are observed, the highlights at which these assaults are taking place will be stored in some datasets. So, by analysing these datasets, we will be able to predict when the digital assault will be completed. Four computations, such as SVM, ANN, RF, and CNN, should be able to make these forecasts. This study aids in determining which formula forecasts the best precision rates, which aids in predicting the best outcomes to determine whether or not digital assaults occurred.

## REFERENCES

- [1] K. Graves, Ceh: Exam 312-50: Official Certified Ethical Hacker Review Guide. 2007 John Wiley & Sons
- [2] R. Christopher, SANS Institute, 2001, "Port scanning techniques and mitigation against them."
- [3] M. Baykara, R. Das, and I. Karadogan, "Bilgi g uvenligisistemlerindekullanilanaraclarinincelenmesi," in ISDFS13, pp. 231–239.
- [4] Rashmi T V. "Using Machine Learning Algorithms to Predict System Failures." doi:10.5281/zenodo.4641686, International Journal of Advanced Scientific Innovation, vol. 1, no. 1, December 2020.

- [5] S. Robertson, E. V. Siegel, M. Miller, and S. J. Stolfo, "Surveillance detection in high bandwidth environments," in DARPA Information Survivability Conference and Exposition, 2003. Proceedings, vol. 1. IEEE, pp. 130–138, in DARPA Information Survivability Conference and Exposition, 2003. Proceedings, vol. 1. IEEE, 2003.
- [6] K. Ibrahimi and M. Ouaddane, "Management of intrusion detection systems based-kdd99: Analysis with lda and pca," in IEEE International Conference on Wireless Networks and Mobile Communications (WINCOM), 2017, pp. 1–6.
- [7] Girish L, Rao SKN, "Quantifying sensitivity and performance degradation of virtual machines using machine learning," Journal of Computational and Theoretical Nanoscience, Volume 17, Numbers 910, September/October 2020, pp. 4055-4060(6), <https://doi.org/10.1166/jctn.2020.9019>.
- [8] L. Sun, T. Anthony, H. Z. Xia, J. Chen, X. Huang, and Y. Zhang, "Detection and categorization of harmful patterns in network traffic using Benford's law," Asia-Pacific Signal and Information Processing Association Annual Summit and Conference (APSIPA ASC), 2017, IEEE, pp. 864–872.
- [9] S. M. Almansob and S. S. Lomte, "Addressing problems for intrusion detection systems using naive bayes and the pca method," in IEEE Convergence in Technology (I2CT), 2017 2nd International Conference on, pp. 565–568.
- [10] Girish, L., and T. K. Deepthi (2018). Dynamic Alerting for Efficient Time Series Data Monitoring 6(2), 1-6, IJournal manager's on Computer Science. <https://doi.org/10.26634/jcom.6.2.14870>
- [11] Nayana, Y., Gopinath, Justin, and Girish, L. "Software Defined Network DDoS Mitigation." 24.5 (2015): 258-264 in International Journal of Engineering Trends and Technology (IJETT).
- [12] H S Shambulingappa. "Machine Learning for Crude Oil Price Forecasting." doi:10.5281/zenodo.4641697, International Journal of Advanced Scientific Innovation, vol. 1, no. 1, Mar. 2021.
- [13] D. Aksu, S. Ustebay, M. A. Aydin, and T. Atmaca, "Intrusion detection using supervised learning techniques and the fisher score feature selection algorithm," International Symposium on Computer and Information Sciences. 141–149 in Springer, 2018.

#### BIOGRAPHY

**Vinay Guduri** is a Student in the Computer Science & Engineering Department, Prof. Ram Meghe Institute of Technology & Research, Amravati pursuing Bachelor of Engineering(B, E).

**Vivek Mohkar** is a Student in the Computer Science & Engineering Department, Prof. Ram Meghe Institute of Technology & Research, Amravati pursuing Bachelor of Engineering(B, E).

**Rohit Solanke** is a Student in the Computer Science & Engineering Department, Prof. Ram Meghe Institute of Technology & Research, Amravati pursuing Bachelor of Engineering(B, E).

**Vijay Thorat** is a Student in the Computer Science & Engineering Department, Prof. Ram Meghe Institute of Technology & Research, Amravati pursuing Bachelor of Engineering(B, E).





INNO  SPACE  
SJIF Scientific Journal Impact Factor

Impact Factor: 8.165

 **doi**<sup>®</sup>  
**CROSS** **ref**

**ISSN** INTERNATIONAL  
STANDARD  
SERIAL  
NUMBER  
INDIA



# INTERNATIONAL JOURNAL OF INNOVATIVE RESEARCH

IN COMPUTER & COMMUNICATION ENGINEERING

 9940 572 462  6381 907 438  [ijircce@gmail.com](mailto:ijircce@gmail.com)



[www.ijircce.com](http://www.ijircce.com)

Scan to save the contact details