



IJIRCCCE

e-ISSN: 2320-9801 | p-ISSN: 2320-9798



INTERNATIONAL JOURNAL OF INNOVATIVE RESEARCH

IN COMPUTER & COMMUNICATION ENGINEERING

Volume 9, Issue 8, August 2021

ISSN INTERNATIONAL
STANDARD
SERIAL
NUMBER
INDIA

Impact Factor: 7.542



9940 572 462



6381 907 438



ijircce@gmail.com



www.ijircce.com

Power Allocation in OFDMA based Cognitive Radio Network with Joint Overlay and Underlay Spectrum Access Mechanism

Madhu Jain¹, Dr. Anshuj Jain²

M.Tech Scholar, Department of Electronics & Communication Engineering, SCOPE College of Engineering, Bhopal, India¹

Associate Professor & HOD, Department of Electronics & Communication Engineering, SCOPE College of Engineering, Bhopal, India²

ABSTRACT: Cognitive Radio network has the ability to increase the spectrum utilization. Cognitive Radio network has the ability to increase the spectrum. In order to use the licensed spectrum, cognitive radio networks should detect the under-utilized licensed frequency bands (overlay). At the same time the unused spectrum also need efficient resource allocation (underlay). Nowadays the power and subcarrier allocation has played a vital role in CR network using OFDM. In generally the resource allocation provide only power or subcarrier allocation separately in CR network. This paper is proposed a power allocation in OFDMA based cognitive radio network with joint overlay and underlay spectrum access mechanism.

KEYWORDS: Joint, Overlay, Underlay, OFDMA, CR.

I. INTRODUCTION

The physical (PHY) layer is of primary significance in remote correspondences because of the difficult idea of the hidden medium. It centers around crude piece transmission over remote channels and incorporates radio frequency (RF) circuits, balance and coding plans, power control calculations, and other significant components. Ordinary remote frameworks are commonly worked to send information on a fixed arrangement of working focuses that is, without adaptable power variation. This frequently brings about unreasonable energy utilization or critical information rate for top channel conditions. Subsequently, a bunch of PHY boundaries ought to be deftly acclimated to represent the genuine customer QoS necessities and for the condition of the remote medium to compromise energy and phantom efficiencies.

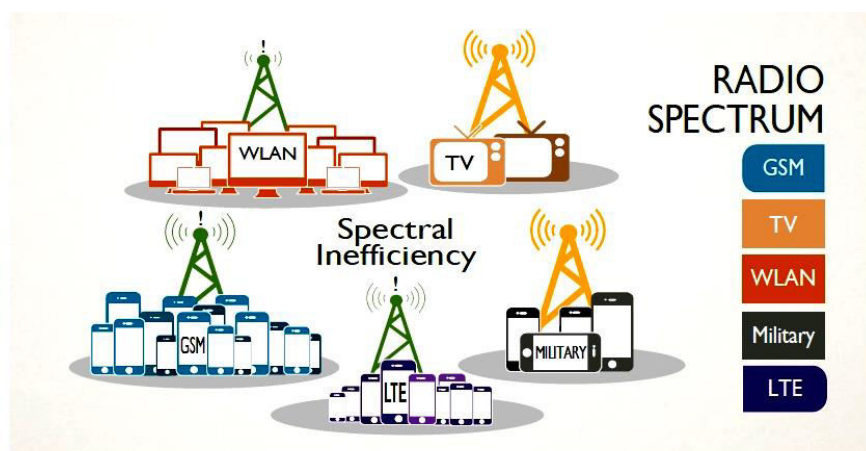


Figure 1: Spectrum Efficiency

Cognitive radio (CR) has been proposed as an innovation to improve the spectrum use effectiveness by giving a deft access of the unused/underutilized spectrum to unlicensed clients. To abuse unused and underused spectrum groups,

two distinct methodologies for a powerful spectrum access system, to be specific the underlay spectrum access component (USAM) and the overlay spectrum access instrument (OSAM), have been proposed in the writing. As per the OSAM, the spectrum use can be expanded by giving secondary or cognitive clients to deftly misuse unused frequency groups of primary clients (Discharge). Accordingly, the secondary clients and Discharge may exist together in the one next to the other otherworldly groups.

In the OSAM, albeit secondary clients and Discharge may coincide in the one next to the other groups, there are shared impedances between the Discharge and cognitive clients because of the non orthogonality of the communicated signals. Then again, according to USAM, the Discharge and CR clients can exist together in a similar unearthly band. All in all, the USAM permits concurrent sharing of underutilized frequency groups by the secondary clients alongside the Discharge. For this situation, the obstruction comes chiefly because of the concurrence in a similar ghostly band. The USAM and the OSAM are thought about. For given obstruction limitations forced by the Discharge's framework, one can guess that the CR transmitter may communicate moderately higher send power for the OSAM, though in the USAM, it might communicate generally lower power.

II. METHODOLOGY

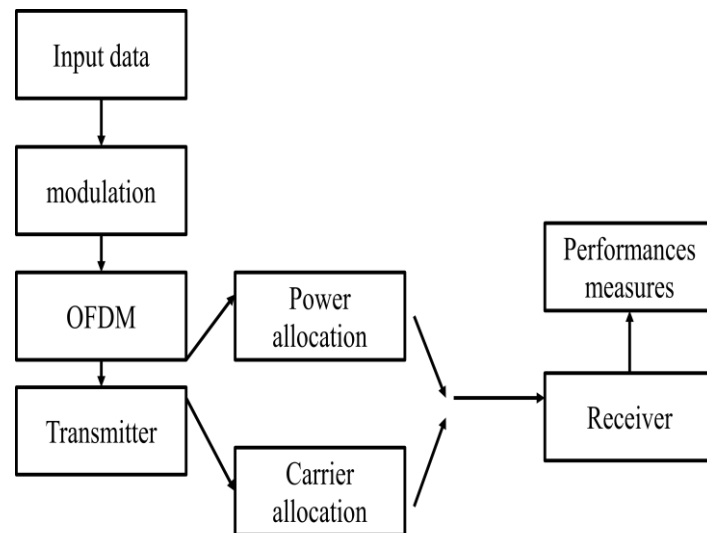


Figure 2: Flow Chart

Figure 2 is showing the proposed flow chart for power allocation to the wireless cognitive radio network. Radio network considered that a single CR user opportunistically accesses unused spectrum in an overlay approach. These algorithms improved the downlink transmission rate of the CR user while maintaining the interference introduced to nearby PUs' bands below certain thresholds.

Underlay: Cognitive radios constrained to cause minimal interference to non-cognitive radios;

Interweave: Cognitive radios find and exploit spectral holes to avoid interfering with non-cognitive radios

Overlay: Cognitive radios overhear and enhance non-cognitive radio transmissions.

OFDM DESIGN:

Then the input data to be encoding operation. And the encoding data to be interleaving process and to convert the binary to decimal conversion. Then apply to the QAM modulation and the modulating data to add the cyclic extension and to generate the OFDM signal. The CR network can be used the OFDM for the channel accessing techniques. Then the input data to be encoding operation. And the encoding data to be interleaving process and to convert the binary to decimal conversion. Then apply to the QAM modulation and the modulating data to add the cyclic extension and to generate the OFDM signal. OFDM wireless technology in combination with orthogonal frequency division multiplexing is an attractive air-interface solution for next-generation wireless local area networks (WLANs), wireless metropolitan area networks (WMANs), and fourth-generation mobile cellular wireless systems. This article provides an overview of the basics of OFDM technology and focuses on space-frequency signaling, receiver design, multiuser

systems, and hardware implementation aspects. We conclude with a discussion of relevant open areas for further research. Multiple transmit and receive antennas can be used to form multiple-input multiple-output (MIMO) channels to increase the capacity by a factor of the minimum number of transmit and receive antennas. In this paper, orthogonal frequency division multiplexing (OFDM) for MISO channels is considered for wideband transmission to mitigate inter symbol interference and enhance system capacity. The OFDM system uses two independent space-time codes for two sets of two transmit antennas. At the receiver, the independent space-time codes are decoded using pre whitening, followed by minimum Euclidean-distance decoding based on successive interference cancellation.

JOINT CARRIER AND POWER ALLOCATIONS

The joint subcarrier and power-allocation problem is decomposed into two separate problems: a subcarrier-allocation problem and a power-allocation problem. First, we propose a subcarrier-allocation scheme and prove that, even after decoupling the joint subcarrier and power allocation, the proposed scheme is optimal.

Subcarrier Allocation: The total bandwidth (W) can be divided into number of subcarrier (Z) bandwidth. Among the total Z subcarrier can be split into N overlay subcarriers and L underlay subcarriers.

Power Allocation: The total each carrier can be allocated with interference channel. The power can be allocated P_T , underlay (P_u) carrier and the overlay carrier (P_o). The total power can be calculated using the P_u and P_o .

Subcarrier Allocation: To maximize the total transmission rate, we allocate a particular subcarrier to a CR user that has the highest signal-to-interference-plus-noise ratio for that subcarrier. Thus, $\rho_u, k = 1$ for $u = u^*$ or 0 if otherwise, where

Power allocation: The total each carrier can be allocated with interference channel. The power can be allocated P_T , underlay (P_u) carrier and the overlay carrier (P_o). The total power can be calculated using the P_u and P_o .

SUBOPTIMAL POWER-ALLOCATION SCHEME

In the optimal scheme proposed earlier to calculate the optimal power as per it requires to calculate the arrange parameters using a numerical method. Therefore, the optimal scheme can be computationally complex. In particular, the complexity of the subcarrier-allocation scheme is $O(KZ)$, whereas the complexity of the power-allocation scheme is exponential in Z and is $O(Z^3)$. Therefore, here, we propose a low-complexity suboptimal power-allocation scheme. According to the proposed suboptimal scheme, the subcarrier allocation However, we propose a suboptimal power-allocation scheme whose complexity is lower. Based on the heuristic that the underlay subcarriers may introduce higher interference to the PU receivers compared with the overlay subcarriers, we propose to allocate less power to the underlay subcarriers compared with the overlay subcarriers. In what follows, we describe our proposed suboptimal power-allocation scheme. In the following description, for clarity, we remove index u as the power allocation in a given subcarrier is done once it has been assigned to a particular user. to allocate equal amount of power in each underlay subcarrier. However, the overlay subcarriers are allocated power according to a ladder profile. This ladder profile is based on the heuristic that the subcarriers, which are closer to a PU band, introduce more interference to the PU band, and they should be allocated with relatively less amount of power. The power profile for underlay subcarriers, which are allocated with equal amount of power.

PERFORMANCE EVOLUTION

The bit error rate can be compared and analysed with Existing methods. The interference can be threshold can be compared with the existing system of the CR network. The achieved transmission rate can be discussed briefly. The proposed optimal and suboptimal algorithms for the JOUSAM allocate a given subcarrier to a CR user who has the highest channel quality in that particular subcarrier. Therefore, although these algorithms can significantly improve the overall transmission rate of the CR system, they can degrade the fairness performance in terms of individual CR-user data rate. In particular, the CR users who have relatively better average channel quality will enjoy relatively higher average transmission data rate and vice versa. For a practical system, it is not desired; therefore, we propose a suboptimal subcarrier allocation algorithm for such scenario. With this suboptimal algorithm, improved system fairness can be achieved at the expenses of certain amount of overall transmission rate.

III. PROPOSED DESIGN AND SIMULATION RESULTS

The implementation of the proposed algorithm is done over MATLAB 9.4.0.813654 (R2018a). The signal processing toolbox helps us to use the functions available in MATLAB Library for various methods like Windows, shifting, scaling etc

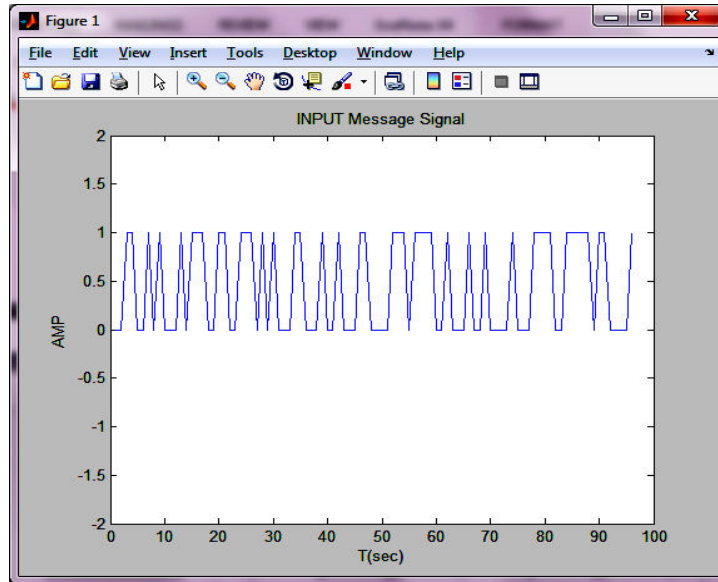


Figure 3: Input Message Signal

Figure 3 is showing the input data bits. The cognitive radio network is developed using input configuration and runtime variables.

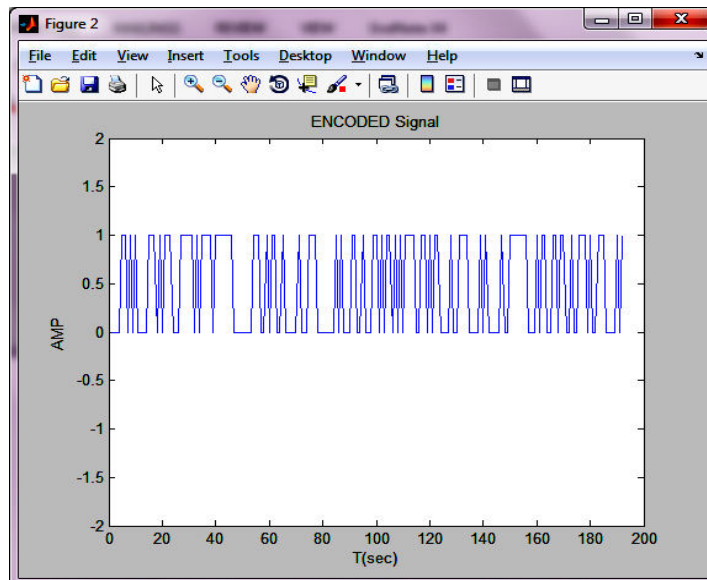


Figure 4: Encoded Signal

Figure 4 provides the encoding of the input signal. Encoding is the process of using various patterns of voltage or current levels to represent 1s and 0s of the digital signals on the transmission link.

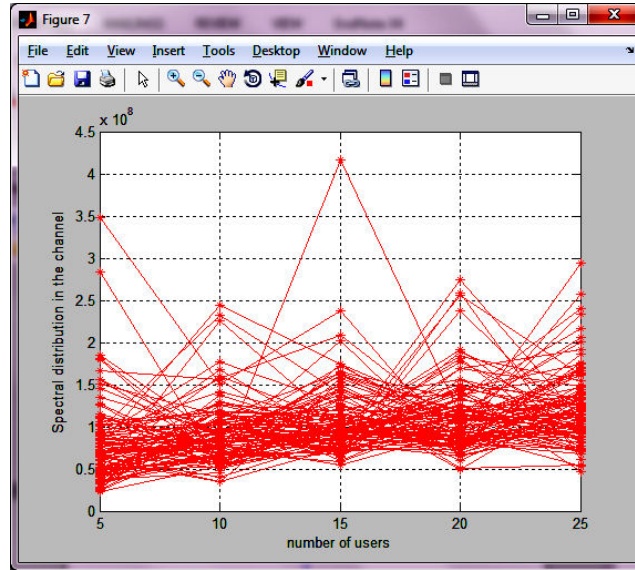


Figure 5: Spectral distribution

Figure 5 is showing the spectral distribution appropriation of the sign. The unearthy dissemination of frequencies and depicts whether a sign is overwhelmed by low or high frequencies.

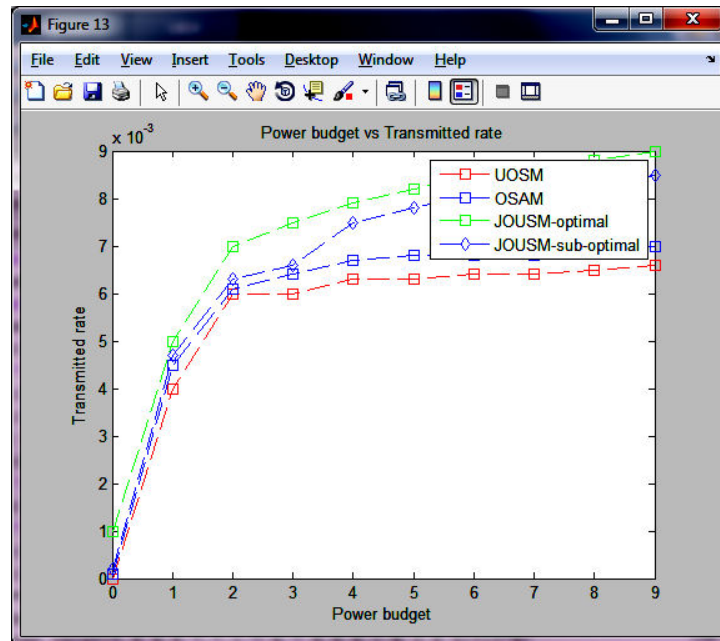


Figure 6: Power budget vs Transmitted rate

Figure 6 show the power that can be communicated for given obstruction requirements with the OSAM is equivalent to that of the ideal subcarrier-and-power-allocation conspire for the JOUSAM. Notwithstanding, the feasible transmission rate with the JOUSAM is higher than that of the OSAM

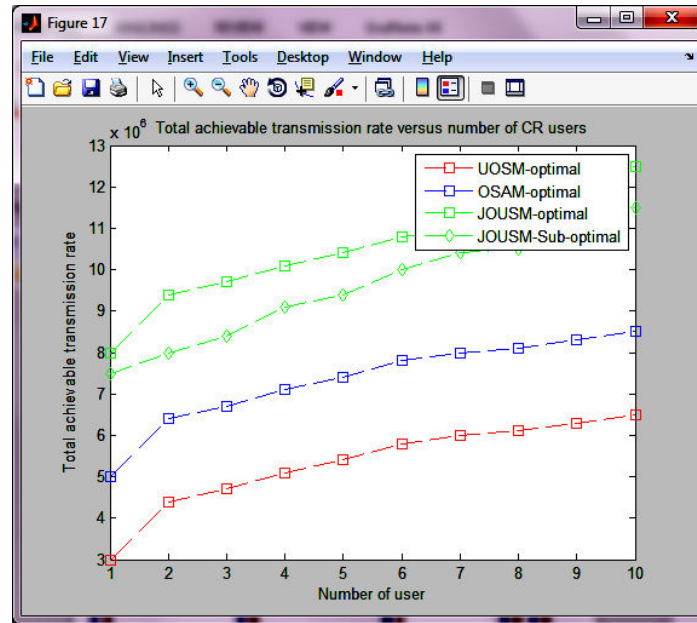


Figure 7: Total achievable transmission rate

Figure 7 shows the total achievable transmission rate versus number of cognitive radio clients. It has plotted various CR clients versus feasible transmission rate of CR clients. It tends to be seen from this figure that the transmission rate got by different plans increments as the quantity of CR clients in the framework increments true to form.

Table 1: Simulation Parameters of Power budget vs Transmitted rate

Sr No	Parameter	Value
1	UOSM	6.5 X 10 ³
2	OSAM	7 X 10 ³
3	JOUSM Optimal	9 X 10 ³
4	JOUSM Sub-Optimal	8.5 X 10 ³

In table 1, simulation parameters are showing which is taken during the execution of MATLAB script.

Table 2: Comparison chart of proposed work with previous work

Sr No.	Parameters	Previous results	Present result
1	Network model	Cognitive Radio	Cognitive Radio
2	Multiplexing Technique	NOMA	OFDMA
3	Methodology	Simultaneous wireless information and power transfer	Optimal and Suboptimal Power-Allocation Scheme
4	Maximum throughput or transmission rate	7.5 bps/hz	9 kbps/hz
5	Maximum power budget	30W	9W

The proposed technique also used the cognitive radio network model. Previously model used NOMA for multiplexing while proposed used OFDM, which is more realistic and better in many ways. The proposed methodology using the optimal and sub optimal power allocation technique. The overall analysis of results says that maximum throughput is 9 to 11 kbps/Hz and maximum power budget is 9W which is reduced. Therefore proposed work result is better than previous work so proposed approach is considerable and significant result is achieved.

IV. CONCLUSION

In this work, the proposed strategy utilizing the ideal and problematic power allocation procedure. The general investigation of results says that greatest throughput is 9 to 11 kbps/Hz and most extreme power financial plan is 9W which is diminished. Thusly proposed work result is superior to past work so proposed approach is extensive and huge outcome is accomplished.

REFERENCES

1. Z. Li and A. Zhong, "Resource Allocation in Wireless Powered Virtualized Sensor Networks," in *IEEE Access*, vol. 8, pp. 40327-40336, 2020, doi: 10.1109/ACCESS.2020.2976476.
2. Y. Gao, Y. Shi, Y. Xia and H. Zhang, "Statistical QoS Aware for Wireless Powered Cooperative Communications in Internet of Things," in *IEEE Access*, vol. 8, pp. 165884-165893, 2020, doi: 10.1109/ACCESS.2020.3021832.
3. N. S. Moayedian, S. Salehi and M. Khabbazian, "Fair Resource Allocation in Cooperative Cognitive Radio IoT Networks," in *IEEE Access*, vol. 8, pp. 191067-191079, 2020, doi: 10.1109/ACCESS.2020.3032204.
4. V. Kumar and R. Kumar, "Energy Efficient Resource Allocation using Reinforcement Learning in SDN Based Wireless Networks," 2020 International Conference on Smart Electronics and Communication (ICOSEC), Trichy, India, 2020, pp. 732-737, doi: 10.1109/ICOSEC49089.2020.9215388.
5. W. Xing, H. He, Y. Lu, J. Yang, Y. Hu and L. Chen, "A novel method on resource allocation for V2X," 2020 International Wireless Communications and Mobile Computing (IWCMC), Limassol, Cyprus, 2020, pp. 18-23, doi: 10.1109/IWCMC48107.2020.9148108.
6. K. Li, W. Ni, E. Tovar and A. Jamalipour, "Deep Q-Learning based Resource Management in UAV-assisted Wireless Powered IoT Networks," ICC 2020 - 2020 IEEE International Conference on Communications (ICC), Dublin, Ireland, 2020, pp. 1-6, doi: 10.1109/ICC40277.2020.9149282.
7. M. S. Iqbal, Y. Sadi and S. Coleri, "Throughput Maximization for Full Duplex Wireless Powered Communication Networks," ICC 2020 - 2020 IEEE International Conference on Communications (ICC), Dublin, Ireland, 2020, pp. 1-6, doi: 10.1109/ICC40277.2020.9148904.
8. Z. Huang, Y. Cong, Z. Ling, Z. Mao and F. Hu, "Optimal Dynamic Resource Allocation for Multi-Point Communication in WBAN," in *IEEE Access*, vol. 8, pp. 114153-114161, 2020, doi: 10.1109/ACCESS.2020.3003727.
9. H. Azarhava and J. Musevi Niya, "Energy Efficient Resource Allocation in Wireless Energy Harvesting Sensor Networks," in *IEEE Wireless Communications Letters*, vol. 9, no. 7, pp. 1000-1003, July 2020, doi: 10.1109/LWC.2020.2978049.
10. Z. Song, X. Wang, Y. Liu and Z. Zhang, "Joint Spectrum Resource Allocation in NOMA-based Cognitive Radio Network With SWIPT," in *IEEE Access*, vol. 7, pp. 89594-89603, 2019, doi: 10.1109/ACCESS.2019.2926429.
11. A. Mukherjee, P. Goswami and L. Yang, "Distributed Artificial Intelligence Based Cluster Head Power Allocation in Cognitive Radio Sensor Networks," in *IEEE Sensors Letters*, vol. 3, no. 8, pp. 1-4, Aug. 2019, Art no. 7501004, doi: 10.1109/LSSENS.2019.2933908.
12. T. Wang, Z. Yao, B. Zhang and C. Li, "Adaptive Flow-Level Resource Allocation for Wireless Mesh Networks," in *IEEE Transactions on Vehicular Technology*, vol. 68, no. 10, pp. 10121-10133, Oct. 2019, doi: 10.1109/TVT.2019.2934419.
13. Z. Wei, S. Sun, X. Zhu, D. In Kim and D. W. K. Ng, "Resource Allocation for Wireless-Powered Full-Duplex Relaying Systems With Nonlinear Energy Harvesting Efficiency," in *IEEE Transactions on Vehicular Technology*, vol. 68, no. 12, pp. 12079-12093, Dec. 2019, doi: 10.1109/TVT.2019.2948792.
14. M. Nirati, A. Oruganti and D. Bepari, "Power Allocation in Wireless Energy Harvesting Based Relaying Sensor Networks," 2019 4th International Conference on Recent Trends on Electronics, Information, Communication & Technology (RTEICT), Bangalore, India, 2019, pp. 491-495, doi: 10.1109/RTEICT46194.2019.9016982.
15. L. Xu, L. Cai, Y. Gao, J. Xia, Y. Yang and T. Chai, "Security-Aware Proportional Fairness Resource Allocation for Cognitive Heterogeneous Networks," in *IEEE Transactions on Vehicular Technology*, vol. 67, no. 12, pp. 11694-11704, Dec. 2018, doi: 10.1109/TVT.2018.2873139.



INNO  **SPACE**
SJIF Scientific Journal Impact Factor
Impact Factor: 7.542



ISSN INTERNATIONAL
STANDARD
SERIAL
NUMBER
INDIA



INTERNATIONAL JOURNAL OF INNOVATIVE RESEARCH

IN COMPUTER & COMMUNICATION ENGINEERING

 **9940 572 462**  **6381 907 438**  **ijircce@gmail.com**



www.ijircce.com

Scan to save the contact details