



International Journal of Innovative Research in Computer and Communication Engineering

(An ISO 3297: 2007 Certified Organization)

Vol. 3, Issue 11, November 2014

Intensify Standard Transformation of 802.11 Infrastructure

Syed Umar, Dr.Mohammed Ali Hussain

Research Scholar, Dept. of Computer Science, Dravidian University, India

Professor, Dept. of Electronics and Computer Engineering, KL University, India

ABSTRACT: Pour more efficiency in different conditions, equipment standards IEEE 802.11a / B / G wireless cards have their transmission rate dynamically. A lot of research and experimental work was conducted in the field of IP, the flow of essential survival mechanism of the execution of the two-Fi. We introduce an article CET on June first survey of existing mechanisms for regulating the speed advantages and disadvantages. We describe then proposal improves the performance of rate adaptation mechanisms. We have appointed two new mechanisms currently AARF and Clara. Clara is the culmination of the best features of OPN and RBAR mechanisms pour additional opportunities to promote the practice of fainting several routes channel detection and control signals. AARF moved pour systems with low latency and low complexity June 1. Although most similar figures from June to stationary and disappears wireless channels RBAR. Finally, we have the introduction of a new UN matching algorithm developed by spraying high river systems delay Who implemented and evaluated on the AR5212-Grund Device. The experimental results show a significant improvement in AR5212 Midwifi previously implemented in the algorithm.

I.INTRODUCTION

Workgroups network IEEE 802.11a WLAN / B / G provide physical Couce June multirate opportunity [1]. This support is to use different sets of modulation and channel coding. As a rule, it defines the minimum requirements to pay Couce functionalities. Practically status of the physical and MAC channel Vary pour Significant fixed wireless nodes PORTABLE OU. This causes plusieurs naturally volatile pour wireless environment using IEEE 802.11, usually disappears, attenuation, interference from n other sources of radiation, other disorders l e 802.11 WLAN and Bluetooth etc. This document concerns the conditions of the wireless channel, and a wireless interface card RPG structure of the UN mechanisms of adaptation speed is important. In addition to the implementation of Stash MOBILE discussed here. For it is not that we are not all the current products are concerned, these questions around the actual implementations of algorithms 802.11 rate adaptation, UN posts in this document is to define Two classes of 802.11 devices, namely, systems with low latency and high latency. The validity time control of power and frequency allocations Who were the most viewed in the courses offered to overcome parameters.

Finally, the United States NSA's current solutions exceeded include so-called adaptive mechanisms Automatic speed reduction (AARF), Adaptive Multi Rate Repeat (AMRR) and closed-loop Adaptive Rate Distribution (Clara).

Important parameters RAM payment

1. Characteristics of radio
2. Systems for low latency and high regard
3. Time and Tide shares
4. Assess the control diet compared to Ada
5. Allocation of frequencies depending on the speed Adaptation

II.EXISTING METHODOLOGY RA

In general, we can divide the coping mechanisms to speed on the two main groups, and not on the basis of estimates (or pays a base transmitter), and feedback to the base (or base transceiver) mechanisms. The first two mechanisms group seeking to score Ë channel conditions with no response from the receiver



International Journal of Innovative Research in Computer and Communication Engineering

(An ISO 3297: 2007 Certified Organization)

Vol. 3, Issue 11, November 2014

2.1. Automatic speed reduction (ARF)

ARF [2] was the first rate adaptation algorithm will be published. It is designed to optimize the wave applying means thruinput LAN II, which is carried out by the DSSS 802.11. The ARF use any attempt by the sender of a higher transmission rate after a fixed number of successful data transmission at a certain speed and switches to a lower rate after one or two consecutive failures. However, this scheme suffers from two problems: If the channel conditions are changing rapidly, can not adapt effectively. If the channel conditions are not good and does not change at all or change very slowly, ARF mechanism will try to use a higher speed each successfully transmitted packets 10

2.2. The receiver is based on cruise control (RBAR)

In RBAR controls the use of the RTS / CTS mechanism: a pair of RTS / CTS control frames are exchanged, while the second group of algorithms used for feedback between source nodes and destination before each transmission. While RBAR practical interest because it can be deployed in an existing 802.11

2.3. Fully automatic rate (FAR) or Enhanced RBAR

The proposed mechanism is based on two key ideas [5]: adapting the transmission rate of the control frames and data and combination of algorithms and destination based. First FAR adjusts the transmission PHY rate packages for RTS / CTS / ACK, while other mechanisms assume that all control packets to be sent to the base rate. Secondly, the FAR is the rate matching RTS / ACK performed in the transmitter as the data packets / CTS is made at the receiver. The analytical results and simulation show that the mechanism far surpasses RBAR [5], but suffers from three major drawbacks: As RBAR, RTS / CTS protocol is required, although no hidden nodes need no mechanism to be set NAV for all STA mobile stations in the network, the authors do not have to explain the MVC functionality if the sender makes use of the possibility of fragmentation

2.4. Hybrid rate control (HRC)

Hybrid Speed Controller (HRC) [7, 8], the first tariff adjustment mechanism, which makes a distinction between the short and long-term adjustment of channel conditions. The main objective of this algorithm with strict latency requirements of streaming applications. The authors use a simple algorithm based on statistical data, together with the display signal of the confirmation information (SSIA) to choose the best course.

2.5. Minimum strategy of transmission (The Miser)

Stingy [9] algorithm based on 802.11a 802.11h2, whose goal is to go from the local energy consumption (not the application throughput, which is our goal) to optimize. To accomplish this, it fits and the transmission rate and transmit power. The main problems of this algorithm (except for the mandatory use of protocol RTS / CTS) is twofold: You must choose a priori a calculation channel model of wireless autonomous table. This requires a priori knowledge of the number of competing stations in Wireless LAN

2.6. Sampling frequency

Sample mechanism [15, 16] Rate suggested using the following important observations refer loss outdoor environment:

1. Tariff Review Mechanism, the effectiveness of a high-speed physical data based on a low data rate performance cannot predict. In other words, we cannot conclude that the high data rates are not working properly, the lower the breakdown data rates.
2. It is possible that the physical data rate to maximize the high-productivity suffers from packet loss (i.e., a high data rate, the high bandwidth and high loss rate)
3. Engine speed adjustment performance measures should avoid limiting all available data rate possible, and its small set of data rates. How do you send a packet with the waste at low speed data transmission time.

International Journal of Innovative Research in Computer and Communication Engineering

(An ISO 3297: 2007 Certified Organization)

Vol. 3, Issue 11, November 2014

III. PROPOSED MECHANISM

The proposed solution consists of three main parts. Please suggest modification of ARF, adaptable ARF (AARF) [13], which can be used for stable channel status. Then we propose a mechanism called Clara [14], which is the highlight of the ARF and R

3.1. Adaptive automatic speed reduction (AARF)

OPN is designed for a system with low delay on the basis of the second LAN wave generation devices. Although it is good enough in the processing of short-term variations of the medium properties wireless infrastructure Network it does not deal with stable conditions for the standard efficiently. Optimizing bandwidth applications, higher by low enough so that the number of retransmissions is low. Usually the application level to achieve higher transfer rates higher in capacity, but its high press generate more repeat it, which then reduces the bandwidth at the application level. In general, the ARF may you better recognize and use it well, but also constantly trying to stabilize long ARF failure is a direct result of the conviction that lasting change can be processed in the wireless environment uses the same mechanism for the treatment of short-term fluctuations. Although there is a very effective reason. To remedy the above situation, the obvious solution is the threshold used to decide when to increase the rate of increase of the current 10 to 40 or 80. This problem led to the idea that forms the basis AARF: the threshold varies continuously during to better reflect the channel conditions. This mechanism increases the amount of correction about which the history of the algorithm, giving him better decisions. In AARF, we chose to adapt the limit with the help of the binary exponential back off. The effect of this adaptation mechanism is an increase in the period between successive attempts to use a higher speed. Minimum number of transmissions and retransmissions failed to improve the overall yield. For example, Figure 1 shows now the regime is the most efficient mode of transmission 3. ARF is trying to use Mode 4 after 10 successful transmission 3 and AARF uses the history of the canal and no increase The speed of each successive 10 from outside the package.

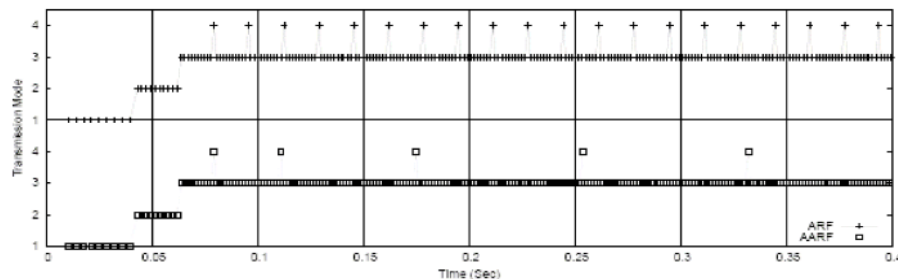


Fig: 1 Selection of mode with ARF & AARF

3.2. Closed-loop adaptive distribution rate (Clara)

The main idea of Clara is based on the following observation: [14]

1. The loss of staff in IEEE 802.11 in a crash or corruption PHY MAC.
2. One can distinguish between the causes of corruption in stable frame compared to the unstable state of the channel.
3. MAC collision can be eliminated by RTS / CTS.
4. Stability channel can be controlled by the data frame division into a number of smaller fragments.
5. Fragmentation also allows a more subtle level detection channel.

We offer the use of RTS / CTS protocol to start the conversation and channels detecting whether the frame length is above the RTS threshold. If the RTS / CTS is successful, the channel is reserved for the entire duration of a data frame. The RBAR the RTS / CTS used as a two step process, to examine the state of the physical layer channel. The RBAR, probing of conduct serve through RTS / CTS, regardless of the size of the frame rate or data. If no ACK is received, it implies that the reason is the poor state of the channel (due to unstable PHY) channel selection mode or

International Journal of Innovative Research in Computer and Communication Engineering

(An ISO 3297: 2007 Certified Organization)

Vol. 3, Issue 11, November 2014

poor (due to incorrect feedback receiver measurement). However, it is not possible to distinguish one class from another RBAR loss plot. This is because, RTS / CTS is single-channel PHY primary detection. In our proposed scheme RTS / CTS is used in the normal sense of the channel reservation and identification of hidden node. In contrast to RBAR, which do not measure the statistics of the channel and SNR, based on the reception of the RTS. Therefore field time / CTS ID does not have to be changed. The transmission mode for the data information is pre-selected based on feedback data from previous CTS and ACK frames. It uses data fragmentation is also an option in our programming. Based on the history of the RSSI (in analogy to [3] and [8]) from previous ACK fragments which can close the channel coherence time. In contrast to the RTS / CTS, use fragments and their evidence for any purpose PHY channel RTS probing. By calls / CTS, avoid collision MAC frames and unnecessary dead time. Analog situation faced observed in PHY layers. If the length of the data frame can be damaged due to poor channel conditions or poorly chosen speed. Causing fragmentation, we corruption and unnecessary death PHY) found in the Corrupt Ted frame data.

IV. PERFORMANCE EVALUATION OF AARF AND CLARA

In this section, we present our assessment of the subsistence level designed for simulation of the performance. We used the NS-2 [17] simulations to evaluate and compare the performance of AARF, ARF and RBAR. So we have made a MATLAB simulations to assess the performance of CLARA different wireless channel conditions, especially in the channel without stationary and non-stationary wire and compared ARF

4.1. Performance evaluation AARF

Since we AARF specially designed for operation in the network infrastructure, we have focused on comparing their performance in this environment, and the IRA RBAR. To this end, the simulations were carried out based simulation environment [18] described that uses a NO-2 network simulator extensions CMU Monarch Project. Our network consists of two stations. The station will remain static, while the B station moves to station A. Station B, the movement is not constant: it stops for 60 seconds before the five-meter station A. If the B-station stops, one of the CBR (Continuous Bit Rate) transmission in the direction of the beginning of the season. CBR 2304 bytes in each packet. Each CBR stream packet transmission attempts 30000 0.8 ms, except that it creates a continuous data stream to a 24 sec. For the simulations that did not use the RTS / CTS mechanism may be greater than the peak harvest CBR streams that provide these simulations to achieve CBR stream of packets used 50000 0.46 ms. As shown in Figure 2, transmission routes, and 24Mbps 48 Mbps is always worse performance than all other modes during our simulations.

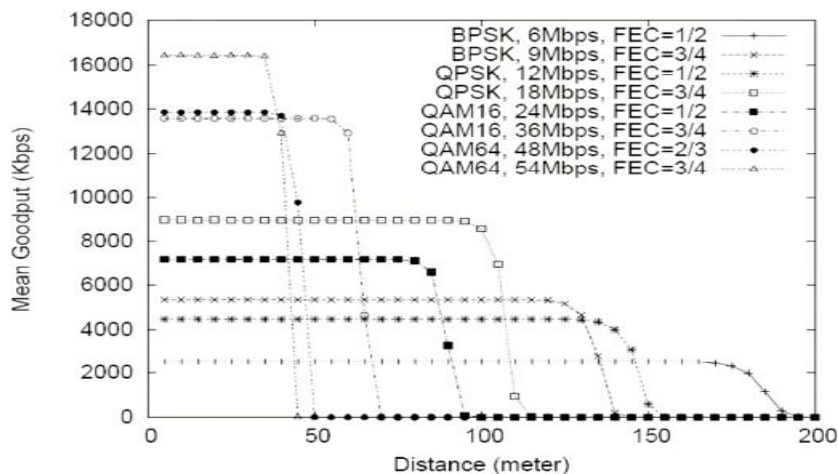


Fig 2: high defined Throughput with WLANS

International Journal of Innovative Research in Computer and Communication Engineering

(An ISO 3297: 2007 Certified Organization)

Vol. 3, Issue 11, November 2014

4.2. Performance evaluation CLARA

CLARA is used to evaluate the performance of the event-driven simulation of MATLAB implementation. Here, we compare the performance of the business. We cannot compare CLARA CLARA RBAR of RBAR a subset. In fact, our approach is practical and RBAR improved as feedback is piggybacked ACK and CTS fragment. MATLAB simulation is done. From this evaluation we will investigate the behavior of the PHY layer, there are only two Stas AARF evaluate the system. This time, each access channel MAC frame size is 1500 bytes. If fragmentation is used, not more than 4 fragments Stas PLCP long preamble to operate in 802.11b mode and are able to communicate with all 802.11b mode. In any event, the exchange of data frames or 10 000 40 000 fragments. The transmitter selects the best mode, which is based on Feedback in real time. RTS transmission, which uses the selected mode of the previous frame or the last fragment of greater access to the channel. Figure 3 shows the transmission performance of the ARF Clara without fragmentation. Above all, the SNR exceeds the range CLARA ARF; It is to be expected. Low SNR (5-15 dB), fragmentation is preferred. The difference between the light and the IRA closes the channel idle (2-8 ms). The rest of the difference is the inability to adapt to the fluctuations of the ARF signal.

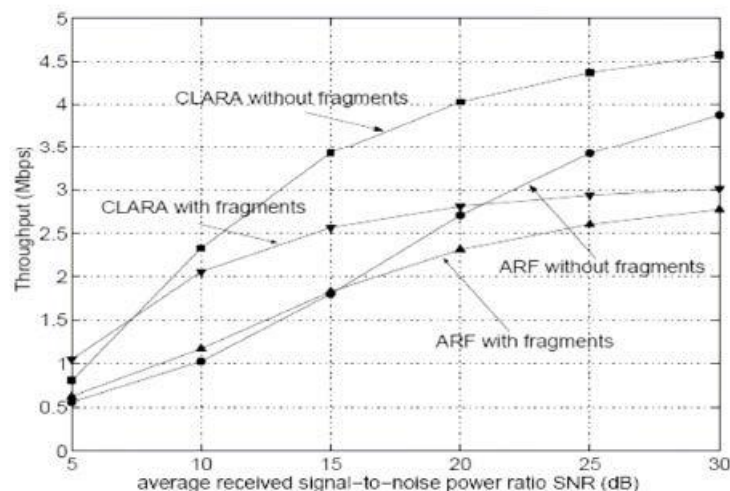


Fig 3: Received SNR & DF with coherence time $T_c=2\text{ms}$

V. CONCLUSION

In this article, we have the most important parameters to be considered identified in the design of the rate adjustment mechanisms. The differences between the two classes of devices 802.11 and its impact on the design of adjustment algorithms are described practical course. The main parameters of the wireless channel, and a number of issues, such as control of transmit power and justice, which is connected to voice-setting mechanisms are resolved. A detailed overview of existing mechanisms speed adjustment, were presented with their advantages and disadvantages. Three new mechanisms based on AARF ARF [2] lightning rod based on Clara and madwifi based RBAR [4], have been proposed and evaluated. AARF and AMRR were designed respectively for low latency and high latency communications. The simulation showed that both operate close to the ideal infrastructure. The implementation of the Linux kernel driver AMRR algorithm to the base AR5212 the device sends an additional evidence that these algorithms improve performance attainable and can be easily implemented in existing devices. The simulation results shown Clara its advantages in relation to other circuits including non-adaptive blind mode speed the selection process. Clara corresponding rate is held at the physical level, this MAC-independent so it can be implemented in all existing and new WLAN standards 802.11.



International Journal of Innovative Research in Computer and Communication Engineering

(An ISO 3297: 2007 Certified Organization)

Vol. 3, Issue 11, November 2014

REFERENCES

1. IEEE 802.11 WG, "Wireless LAN Medium Access Control (MAC) and Physical Layer (PHY) specifications".
2. A. Kamerman and L. Monteban, "WaveLAN II: A high-performance wireless LAN for the unlicensed band," Tech. Rep., Bell Labs Technical Journal.
3. J. d. Prado and S. Choi, "Link Adaptation Strategy for IEEE 802.11 WLAN via Received Signal Strength Measurement," in ICC, May 2008.
4. G. Holland, N. Vaidya, and P. Bahl, "A Rate-Adaptive MAC Protocol for Multi-Hop Wireless Networks," in ACM MOBICOM, July 2008.
5. Z. F. Li, A. Das, A. K. Gupta, and S. Nandi, "A Full Auto Rate (FAR) MAC Protocol for Wireless Ad Hoc Networks," IEE Proceedings Communications, to appear.
6. Z. Ji, Y. Yang, J. Zhou, M. Takai, and R. Bagrodia, "Exploiting Medium Access Diversity in Rate Adaptive Wireless LANs," in ACM MOBICOM, September 2004.
7. I. Haratcherev, K. Langendoen, R. Lagendijk, and H. Sips, "Hybrid Rate Control for IEEE 802.11," in MobiWAC, September 2008.
8. I. Haratcherev, J. Taal, K. Langendoen, R. Lagendijk, and H. Sips, "Automatic IEEE Rate Control for Streaming Application," Journal of Wireless Communication and Mobile Computing (JWCMC), vol. 5, no. 4, pp. 421-437, June 2008.
9. D. Qiao, S. Choi, A. Jain, and K.G. Shin, "MiSer: an optimal low-energy transmission strategy for IEEE 802.11a/h," in ACM MOBICOM, 2009.
10. B. Sadeghi, V. Kanodia, A. Sabharwal, and E. Knightly, "Opportunistic Media Access for Multirate Ad Hoc Networks," in ACM MOBICOM, September 2006.
11. D. Aguayo, J. C. Bicket, S. Biswas, G. Judd, and R. Morris, "Link-level measurements from an 802.11b mesh network," in SIGCOMM, 2004, pp. 121-132.
12. Daji Qiao, Sunghyun Choi, and Kang G. Shin, "Goodput Analysis and Link adaptation for IEEE 802.11a Wireless LANs," IEEE.
13. M. Lacage, M.H. Manshaei, and T. Turletti, "IEEE 802.11 Rate Adaptation: A Practical Approach" in ACM MSWiM, October 2004.
14. C. Hoffmann, M.H. Manshaei, and T. Turletti, "CLARA: Closed-Loop Adaptive Rate Allocation for IEEE 802.11 Wireless LANs", in IEEE WIRELESSCOM, June 2005.
15. John Bicket, Daniel Aguayo, Sanjit Biswas, and Robert Morris, "Architecture and evaluation of an unplanned 802.11b mesh network," in Proceedings of the 11th ACM International Conference on Mobile Computing and Networking (MobiCom '05), Cologne, Germany, August 2005.
16. John Bicket, "Bit-rate selection in wireless networks," M.S. thesis, Massachusetts Institute of Technology, February 2005.
17. "Network simulator 2 (ns2)," <http://www.isi.edu/nsnam/ns/>.
18. M. H. Manshaei and T. Turletti, "Simulation-Based Performance Analysis of 802.11a WLANs," in International Symposium on Telecommunication, August 2008