



IJIRCCCE

e-ISSN: 2320-9801 | p-ISSN: 2320-9798



INTERNATIONAL JOURNAL OF INNOVATIVE RESEARCH

IN COMPUTER & COMMUNICATION ENGINEERING

Volume 9, Issue 7, July 2021

ISSN INTERNATIONAL
STANDARD
SERIAL
NUMBER
INDIA

Impact Factor: 7.542



9940 572 462



6381 907 438



ijircce@gmail.com



www.ijircce.com

University Drop out Management System using Data Mining

Malhar Joshi, Chaitanya Kulkarni, Richard Lobo, Bhagesh Kadam, Hrishikesh Patil,

Prof. D.R.Kamble

Lecturer, Department of Computer Engineering, Dr. Daulatrao Aher College of Engineering, Karad, Maharashtra, India

Student, Department of Computer Engineering, Dr. Daulatrao Aher College of Engineering, Karad, Maharashtra, India

ABSTRACT: University drop out management system can lead to error free, secure, reliable, and fast management system. This system will predict drop out percentage ratio before passing year. The organization can maintain computerized records without redundancy entity. Student should submit test for generating final result. College should enter all the information on software. Student information is divided into three categories like student personal information, educational information, curriculum activity.

Basically the project describes how to manage for good performance and better services for the university, so that their valuable data can be stored for longer period with easy accessing and manipulation of the same.

KEYWORDS: DM, EDM, Decision tree algorithm

I. INTRODUCTION

In existing system, university will not get drop out percentage ratio. Student should attempt exam then after getting result university will know about drop out percentage for current year. Now because of our proposed system university will get drop out percentage ratio before passing this year. We have three modules like first college module, second is student module and 3rd is university module. In this system student should submit one test. This test is totally about reasoning, English grammar, mathematical part etc.

College module contains some college information like branch, course etc. College should fill the information about student personal information, educational information, curriculum information. After getting information from college and student marks system will generate result. Only university will know the result, that result is divided for every engineering department and also university will get all over department result.

Higher drop out ratio can be harmful for any university. So if university knows drop out ratio before end of the year. Then this will help to reduce the drop out ratio as well as students also save the failure year. After considering parameters that project is helpful to student as well as to university.

This topic will help to know the drop out students in percentage format. Because of that project, university can understand no. failure students. If that ratio is known before it acutely happens then university can work on that. University can apply some different criteria to avoid that drop out ratio. If this will happen then drop out ratio can be reduced. If drop out ratio is less then that university can be top level university.

II. RELATED WORK

Ryan S.J.D. Baker, Kalina Yacef presented "The State of Educational Data Mining in 2009: A Review and Future Visions". In this paper, the author discusses the entire rapidly growing field of EDM. In this paper, the author points out that EDM remains used in Australia, New Zealand, North America and some part of Europe, with little participation from remaining part of the world. The impact of DM in education remains same like other related fields like data mining in intelligent tutoring system using artificial intelligence [1]. Cristobal Romero and Sebastian Ventura presented "Data mining in education". In this paper, researcher brings the different community of educationalist and researcher together like computer scientists and learning scientists. Here author apply different DM techniques to analyze data generated during teaching and learning process in different education practice. After analysis, the result is used for further decision making to improve the educational practice [3]. Muna Al-Razgan, Atheer S et al presented "Educational Data Mining: A Systematic Review of the Published Literature 2006-2013". The entire researchers on educational data mining domain are working toward the development of educational games, mobile application learning and ITS for learners. The study found that everyone is focusing on working on the educational games,

intelligent tutoring and mobile development application[4]. Kenneth R. Koedinger et al presented “Data mining and education”. In this research, authors tries to describe the different, exciting and slowly growing areas of educational data mining. In his view, educational data mining areas are one of the interesting areas to study because it touches the basic research question that how students learn and behave in multiple disciplines of his life. This question is important to answer because it contributes to the development of the student as well as for the development of the society [5]. Laura Calvet Liñán et al presented “Educational Data Mining and Learning Analytics: differences, similarities, and time evolution”. In this paper, the author presented the similarities between two different areas of research. They highlighted the goals, types of methodologies and techniques used in EDM and LA. They also reveal the difference between these two areas of learning like their origins and trends. But at last the outcome of each learning process leads to help the development of the society. As these two learning processes affect the society still they come up with some barriers, easy to understand tools [6].

III. SYSTEM ARCHITECTURE

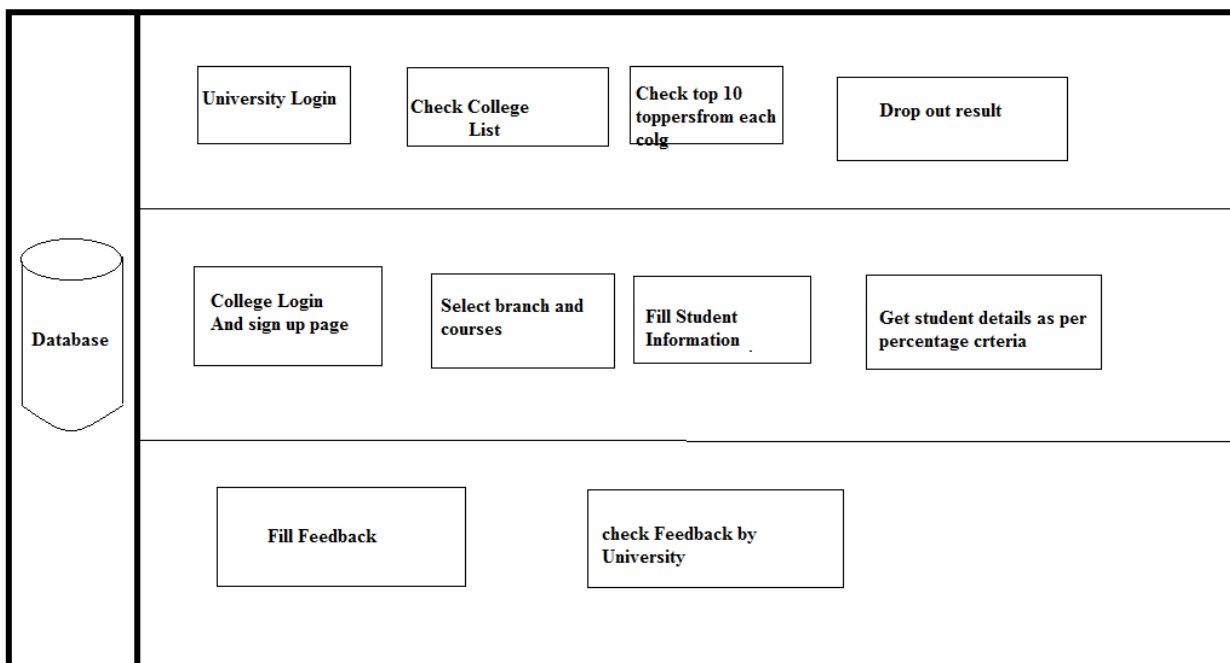


Fig1: System Architecture

Modules are as follows:

1. University Login
This is the entry point to enter into the system. After entering into the system university site holder can check dropout result for this year, check feedback, check colleges list under university.
2. College Login/Sign up
From this module college can enter into the system. If college doesn't have id and password then college need to go through sign up page. For sign up into the system college need to fill some information like college id, college name, address, email, contact us, password, confirm password.
To enter into the system college need to fill college id and password.
3. Feedback
Anyone can submit feedback or any issue to a system. To submit Feedback user need to fill some information like college id, name, email, suggestion or problem, remark.
This feedback is considered by university.
4. Branch and Courses
College can insert their courses and branches through this page.

After insertion, college can check that information is added to a system or not at bottom of the page.

5. Fill Student Information

College need to fill student information to check drop out result.

Information like student name, address, roll no, 10th score, family background, economical background, unit test marks ,submission regularity, Behavior, attendance etc

6. Drop out Result

Drop out result display on the basis of student information. Whatever data is present into the system that is going to be considered for final result.

IV. PROPOSED ALGORITHM

Input : student test marks and student information.

Output:P:drop out percentage ration in pie chart.

Step 1:start

Step 2: student should login and attempt the test, result is stored as p.

Step 3: college need to fill information about student into three categories.

- i) Student personal information as S
- ii) Student educational information as E
- iii) Student curriculum information as C

Step 4: After submitting student test marks and student information as S,E,C, System will generate result automatically.

Step 5: update p for $j=1, \dots, M$ by:

$$P_j(m+1) = \sum_y^1 \sum_j^m P_j + p$$

Step 6: After updating each student status of failure ,we use decision tree algorithm for taking decision about each student failure status.

Step 7: If P is less than 7 marks then that student is under failure tree.

Step 8: collect all the information about no. of records, how many student did not attempt test and drop out percentage ration will be shown in pie chart

V. RESULTS

index page -this is the first page of our system. from this page ,we can go through university login, college login, can submit feedback, see contact details.university login -we develop this system is only for single university. because of that login id and password is fixed. login id is ux2021 and password is drop@111.after successfully login into system, we can jump to check result or to check feedback.check feedback by university-any one can send feedback to the system. if any one is having any issue related with the system that can be send into feedback.this all feedback are consider by university. check colleges under university-with the help of this page we can check colleges which are under our university.

college id, college name, contact no is present.college sign up-to enter into the system college need to have id and password. for that reason college need to signup into the system. college need to fill information like college id, name, address, contact no, password and confirm password(password and confirm password should be same).college login-after successfully signup into the system. college need to enter id password to enter into the system .

now college can select branch and courses, fill student information etc.insert branch and courses-college can insert their courses and branches through this page. after insertion, college can check that information is added to a system or not at bottom of the page. college should fill information about student.

submit feedback-any one can submit feedback or any issue to a system. to submit feedback user need to fill some information like college id, name, email, suggestion or problem , remark..

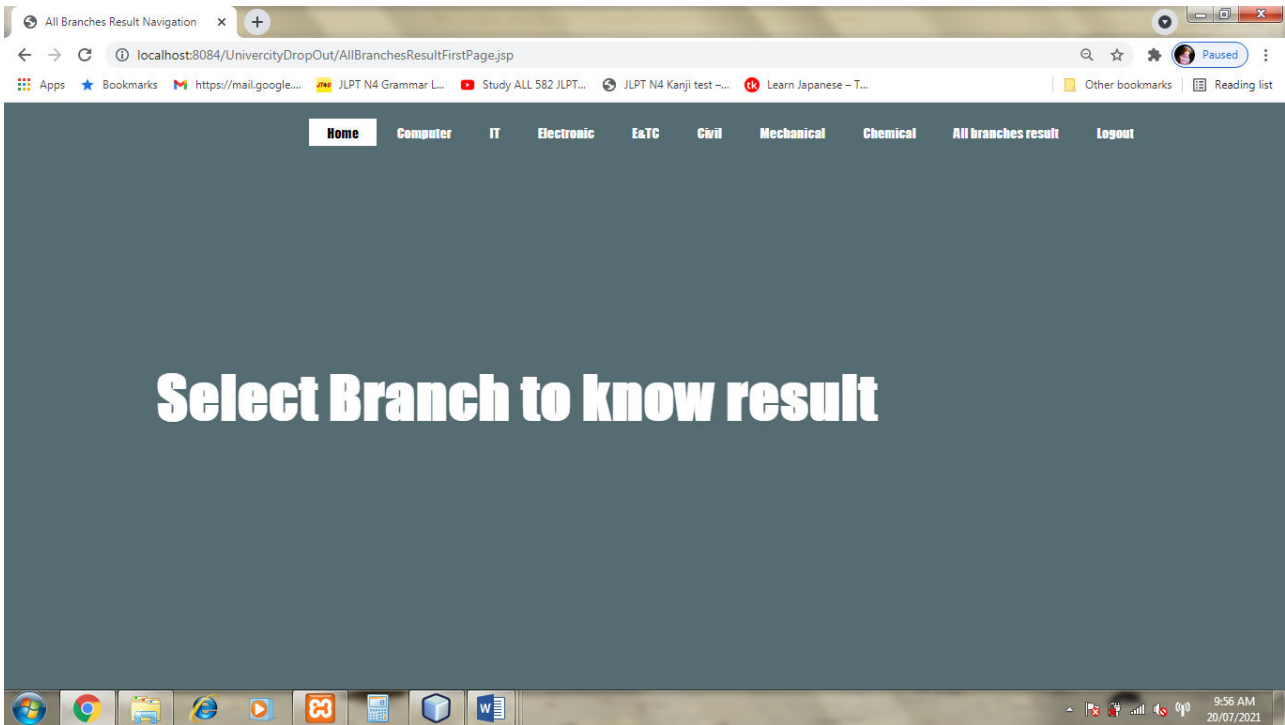


Fig. 2. Navigation to display result

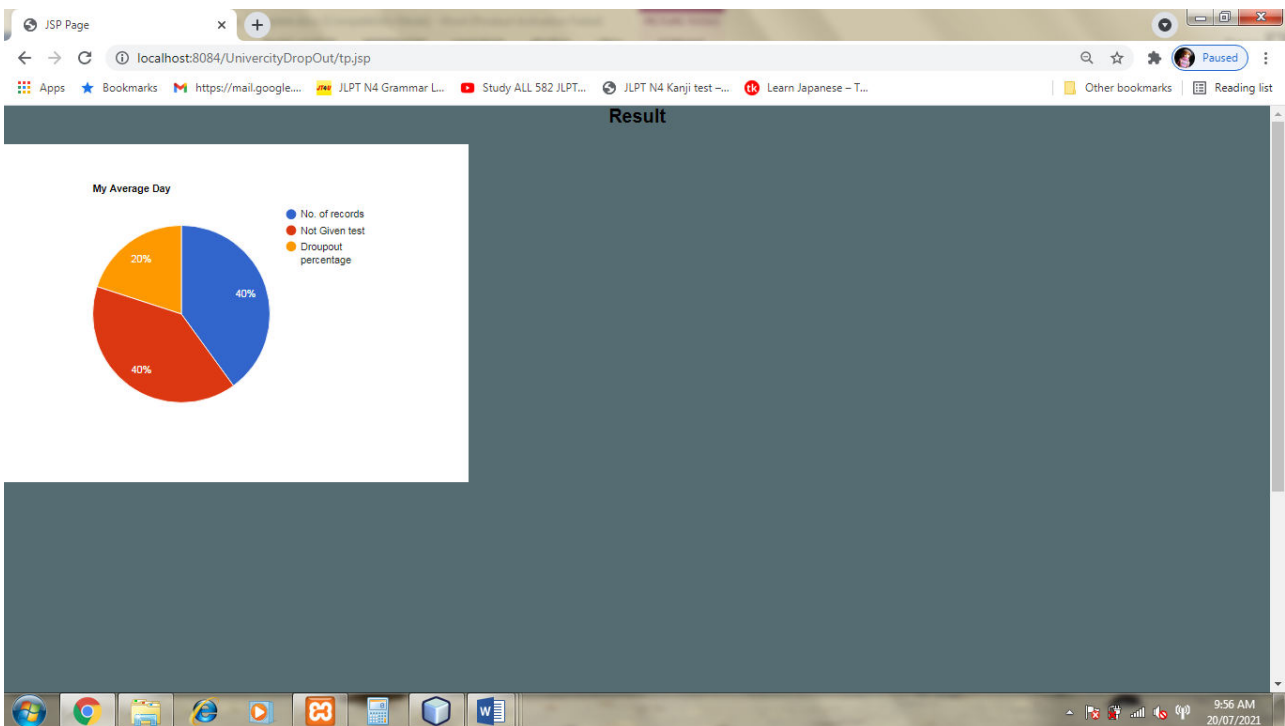


Fig.3. Result to show drop out ratio

VI. CONCLUSION AND FUTURE WORK

The "University drop out management system" will be created with the intention of providing an Drop out ration before passing the year. As a proposed work we are dividing our module into three part like student module, university module, college module. Each of having different functionality. Student should give test. College will provide information about student. University will get dropout percentage result for each department. That will help to university to know drop out percentage. All the requirements specifications will follow as far as possible and few additional features were added that can make the application more user friendly and less complicated. As a future work we can add some extra work like adding more than one university, use big data to store information etc.

REFERENCES

- [1] Baker, R. S. J. D., & Yacef, K. (2009). The state of educational data mining in 2009: A review and future visions. *Journal of Educational Data Mining*, 1, 3-17.
- [2] Siti Khadijah Mohamad, Zaidatun Tasi presented "Educational data mining: A review". The 9th International Conference on Cognitive Science Procedia - Social and Behavioral Sciences 97 (2013) 320 – 324
- [3] Cristobal Romero and Sebastian Ventura presented "Data mining in education". *WIREs Data Mining Knowl Discov* 2013, 3: 12–27 doi: 10.1002/widm.1075
- [4] Muna Al-Razgan, Atheer S et al presented "Educational Data Mining: A Systematic Review of the Published Literature 2006-2013". *Proceedings of DaEng-2013*, DOI: 10.1007/978-981-4585-18-7_80
- [5] Kenneth R. Koedinger et al presented "Data mining and education". *WIREs Cogn Sci* 2015. doi: 10.1002/wcs.1350
- [6] Laura Calvet Liñán et al presented "Educational Data Mining and Learning Analytics: differences, similarities, and time evolution". *Universities and Knowledge Society Journal*, 12(3). pp. 98-112. doi: <http://dx.doi.org/10.7238/rusc.v12i3.2515>
- [7] Laci Mary Barbosa Manhães et al presented "Towards Automatic Prediction of Student Performance in STEM Undergraduate Degree Programs". *ACM 978-1-4503-3196-8/15/04* \$15.00.
- [8] Manuel Ángel, José María Luna et al presented "Discovering Clues to Avoid Middle School Failure at Early Stages". *LAK '15*, March 16 - 20, 2015, Poughkeepsie, NY, USA Copyright 2015 ACM 978-1-4503-3417-4/15/03 \$15.00
- [9] Vlatko Nikolovski, Riste Stojanov et al presented "Educational Data Mining: Case Study for Predicting Student Dropout in Higher Education". <https://www.researchgate.net/publication/282333827>
- [10] Zhi-Ting Zhu, Ming-Hua Yu et al presented "A research framework of smart education". *Zhu et al. Smart Learning Environments* (2016) 3:4 DOI 10.1186/s40561-016-0026-2
- [11] Yasmine Altujjar, Wejdan Altamimi et al presented "Predicting Critical Courses Affecting Students Performance: A Case Study". DOI: 10.1111/exsy.12135, *Expert Systems*, February 2016, Vol. 33, No. 1, © 2015 Wiley Publishing Ltd
- [12] Pedro A. Willging, Scott D. Johnson presented "Factors that influence students' decision to drop out of online courses". *JALN Volume 8, Issue 4 - December 2004*.



INNO  **SPACE**
SJIF Scientific Journal Impact Factor
Impact Factor: 7.542



ISSN INTERNATIONAL
STANDARD
SERIAL
NUMBER
INDIA



INTERNATIONAL JOURNAL OF INNOVATIVE RESEARCH

IN COMPUTER & COMMUNICATION ENGINEERING

 **9940 572 462**  **6381 907 438**  **ijircce@gmail.com**



www.ijircce.com

Scan to save the contact details