



International Journal of Innovative Research in Computer and Communication Engineering

(A High Impact Factor, Monthly, Peer Reviewed Journal)

Website: www.ijircce.com

Vol. 5, Issue 12, December 2017

Digital Colour Image Compression using Block Truncation Code

Dev Prakash Singh¹, Dr. Vineeta Saxena Nigam²

M. Tech. Scholar, Department of Electronics and Communication, UIT, RGPV, Bhopal, India¹

Professor, Department of Electronics and Communication, UIT, RGPV, Bhopal, India²

ABSTRACT: In the present era of multimedia, the requirement of image/video storage and transmission for video conferencing, image and video retrieval, video playback, etc. are increasing exponentially. As a result, the need for better compression technology is always in demand. Modern applications, in addition to high compression ratio, also demand for efficient encoding and decoding processes, so that computational constraint of many real-time applications is satisfied. Two widely used spatial domain compression techniques are block truncation coding (BTC) and vector quantization (VQ). BTC method results in good quality image with high bit-rate, while the VQ is well known for low bit-rate but produces poor quality images. In further work of this paper is multi-level BTC includes BTC algorithm as well as vector quantization method for purpose of multi-level technique for gray and color image.

KEYWORDS: Block Truncation Code (BTC), PSNR, Block Size, Compression Ratio

I. INTRODUCTION

The rising multimedia technology and growth of GUI based software have made digital image data an inherent part of modern life. When a 2-D light intensity function is sampled and quantized to create a digital image, the amount of data generated may be large in volume that it results in tremendous storage, processing and communication requirements. Therefore, the theory of data compression becomes more and more important for reducing the data redundancy to save more hardware space and transmission bandwidth.

In computer science and information theory, data compression is the process of encoding information using less number of bits or some other information bearing units. Compression is useful as it helps to reduce the consumption of expensive resources such as hard disk space or transmission bandwidth [1] [2]. BTC is a simple and fast lossy compression technique for gray scale images. The basic idea of BTC [3] is to perform moment preserving quantization for blocks of pixels. The input image is divided into non-overlapping blocks of pixels of sizes 4×4 , 8×8 and so on. Mean and standard deviation of the blocks are calculated. Mean is considered as the threshold and reconstruction values are determined using mean and standard deviation.

Then a bitmap of the block is derived based on the value of the threshold which is the compressed or encoded image. Using the reconstruction values and the bitmap the reconstructed image is generated by the decoder. Thus in the encoding process, BTC produces a bitmap, mean and standard deviation for each block. It gives a compression ratio of 4 and bit rate of 2 bits per pixel when a 4×4 block is considered. This method provides a good compression without much degradation on the reconstructed image. But it shows some artifacts like staircase effects or raggedness near the edges. Due to its simplicity and easy implementation, BTC has gained wide interest in its further development and application for image compression.

To improve the quality of the reconstructed image and for the better compression efficiency several variants of BTC have been developed during the last many years. Absolute Moment Block Truncation Coding (AMBTC) [4] preserves the higher mean and lower mean of each block and use this quantity to quantize output. AMBTC provides better image quality than image compression using BTC. Moreover, the AMBTC is quite faster compared to BTC. The algorithm is computationally faster because it involves simple analytical formulae to compute the parameters of the edge feature in an image block. Reconstructed images are of good quality in accordance with human perceptual experience. The algorithm represents the image in terms of its binary edge map, mean information, and the intensity information on both sides of the edges.



International Journal of Innovative Research in Computer and Communication Engineering

(A High Impact Factor, Monthly, Peer Reviewed Journal)

Website: www.ijircce.com

Vol. 5, Issue 12, December 2017

II. BLOCK TRUNCATION CODE

- BTC-VQ Method

The encoding method of VQ is time consuming, whereas its decoding method uses table look-up method and is very fast. This method results in higher compression ratio, though quality of the reconstructed image is usually not as good as BTC. BTC is a simple and fast method, which enables high quality reconstruction but bit-rate is also high. Comparatively, the encoder of BTC is faster than that of VQ, while its decoder is little slower. A compromise between these two methods gives a fast decoder, maintains good quality for reconstructed image with moderate bit-rate. Again, this hybrid method can also be used in image feature extraction. That means the compressed data due to this method can directly be used to compute image features like, edge [5-6], and so on.

The method of selection of the best fit pattern for an image block B of size $n \times n$ is as follows. For an image block B, let the pixels coordinates are x_1, x_2, \dots, x_{n^2} and the corresponding pixel intensities are $f(x_i)$. Available patterns are, say, P_1, P_2, \dots, P_M of size $n \times n$ and the levels present in a pattern are represented by t where $1 \leq t \leq Q$. Thus, any pattern is represented as

$$km_1 = k'(A - d) + (k - k')(A + d) \quad (1)$$

$$km_2 = k'(A - d)^2 + (k - k')(A + d)^2 \quad (2)$$

Solving for A and d we get

$$A = m_1 + \frac{\sigma(2k' - k)}{2\sqrt{k'(k - k')}} \quad (3)$$

$$d = m_1 + \frac{\sigma k}{2\sqrt{k'(k - k')}} \quad (4)$$

Hence, intensity $\hat{f}(x_i)$ of the pixels of the corresponding block in the reconstructed image is given by

$$\hat{f}(x_i) = \begin{cases} A + d & \text{if } x_i \in C_1 \\ A - d & \text{if } x_i \in C_2 \end{cases} \quad (5)$$

It is clear that $a = A - d$ and $b = A + d$, where a and b are the quantization levels for partition.

III. WORKING OF BLOCK TRUNCATION ENCODING

Block truncation coding (BTC) is a fast and effective lossy image compression technique for gray scale images or black and white image. In this technique, an image is firstly segmented into small blocks size of pixels that is 4 x 4 or other size as 8 x 8 and so on as per requirement by the help of quantization then reducing the number of gray levels within each block.. Block Truncation Coding (BTC) technique is proposed in 1979 for compression of grayscale images. Bansod.S.et al, [7]. Performing the Quantization step involves the dividing the images in smaller set from large set is

International Journal of Innovative Research in Computer and Communication Engineering

(A High Impact Factor, Monthly, Peer Reviewed Journal)

Website: www.ijircce.com

Vol. 5, Issue 12, December 2017

known as quantization and selecting the threshold pixel value from image. The second step is Coding the Quantization, encode the given quantization data of an image block. Before sending data to encoder, there must be important choice of which data should be encoded. Standard BTC have two alternative approaches for sending the quantization data to the decoder a). The first approach the quantization data is describe by two statistical values that is mid -value and variation quantity

b). other one is to compute the quantization levels. In this approach one can decrease both the computation and the quantization error computation needed at the decoding phase. Next step is Reduction in bit plan; use less bit plan for representing quantized data. Above are the three basic steps of standard Block Truncation Coding (BTC). The basic block diagram of BTC technique is as following.

Advantages of Block Truncation Coding

1. Block Truncation encoding is very fast encoding of lossy image compression technique.
2. Block Truncation Encoding requires little memory space
3. BTC technique easy to implement
4. Standard BTC involves less computational complexity.
5. This technique very less prone to transmission errors.

Disadvantages of BTC

1. It required high bit-rate when compared to method like Vector quantization and discrete cosine transform etc

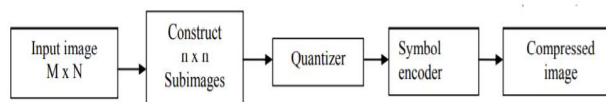


Fig 1. The Basic block diagram of BTC for image compression

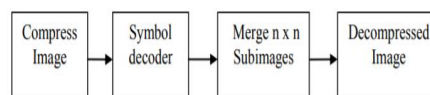
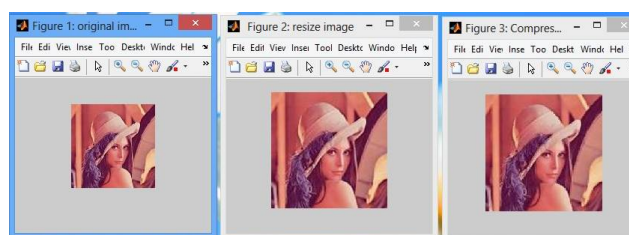


Figure 1: The Basic block diagram of BTC for image decompression

IV. EXPERIMENTAL ANALYSIS

Performance of the MBTC and multi-level BTC have been evaluated for a set of standard test images, viz., 'lena 256×256', 'cameraman 256×256', and 'bird256×256'. Figure 5.1; show the Lena image of 4×4 block pixel. In this figure 1 (a) show the random image of the Lena image and resize the image of the 256×256 in the Lena image show in figure 1 (b). The compressed image is 4×4 block pixel of Lena image shown in figure 1 (c) respectively.



(a)

(b)

(c)

Figure 1: Multi-level BTC Algorithm applied on Lena Image of block size 4×4

International Journal of Innovative Research in Computer and Communication Engineering

(A High Impact Factor, Monthly, Peer Reviewed Journal)

Website: www.ijircce.com

Vol. 5, Issue 12, December 2017

Figure 2; show the Cameraman image of 4×4 block pixel. In this figure 2 (a) show the random image of the Cameraman image and resize the image of the 256×256 in the dog image show in figure 2 (b). The compressed image is 4×4 block pixel of Cameraman image shown in figure 2 (c) respectively.

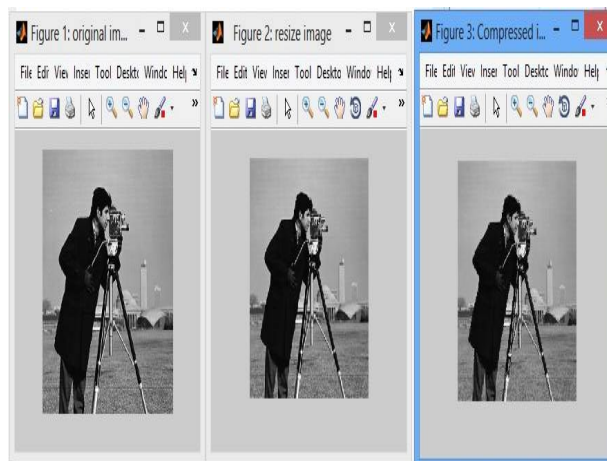


Figure 2: Multi-level BTC Algorithm applied on Cameraman Image of block size 4×4

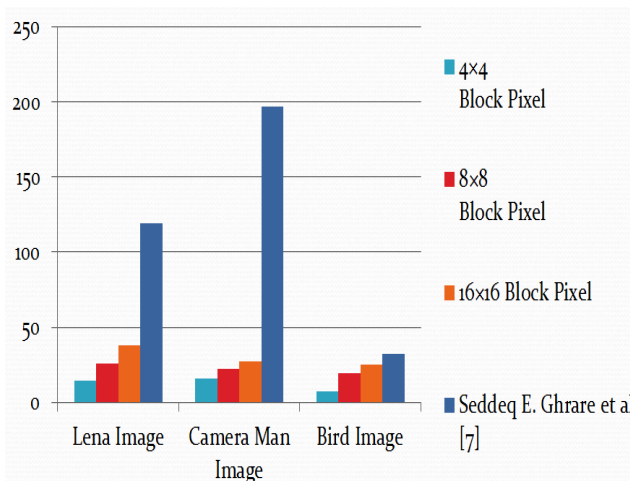


Figure 4: MSE for Different methods using Lena, Camera Man and Bird Image

Figure 3; show the Bird image of 4×4 block pixel. In this figure 3 (a) show the random image of the Bird image and resize the image of the 256×256 in the Bird image show in figure 3 (b). The compressed image is 4×4 block pixel of

Bird image shown in figure 3 (c) respectively.

International Journal of Innovative Research in Computer and Communication Engineering

(A High Impact Factor, Monthly, Peer Reviewed Journal)

Website: www.ijircce.com

Vol. 5, Issue 12, December 2017

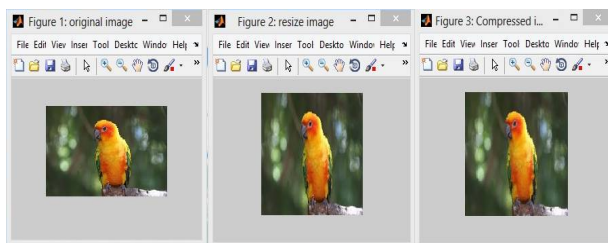


Figure 3: Multi-level BTC Algorithm applied on Bird Image of block size 4x4

Table 1: Experimental Results for Mean Square Error (MSE)

Image of Size	4x4	8x8	16x16	Seddeq E. Ghrare et al. [7]
256*256	Block Pixel	Block Pixel	Block Pixel	
Lena Image	14.1763	25.7597	38.3286	119.24
Camera Man Image	16.1557	22.2821	27.4443	196.70
Bird Image	7.6926	19.4129	25.2992	31.96

Table 2: Experimental Results for Peak to Signal Noise Ratio (PSNR)

Image of Size	4x4	8x8	16x16	Seddeq E. Ghrare et al. [7]
256*256	Block Pixel	Block Pixel	Block Pixel	
Lena Image	36.7432 dB	34.0577 dB	32.3318 dB	25.31 dB
Camerman Image	36.0815 dB	35.2821 dB	33.7803 dB	25.20 dB
Bird Image	39.3053 dB	36.4129 dB	34.1411 dB	33.10 dB

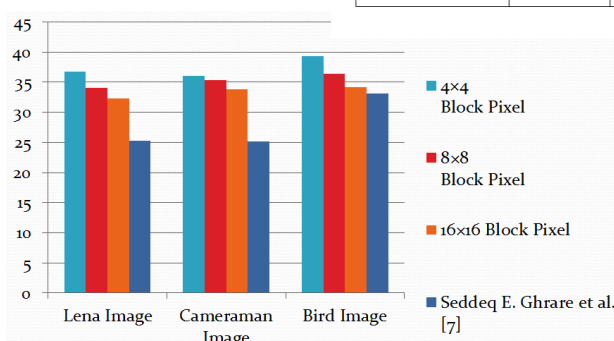


Figure 5: PSNR for Different methods using Lena, Camera Man and Bird Image

V. CONCLUSION

The objective of this paper is to develop an image compression method for which the decoder would be very efficient. Such method is suitable in situations where image or image is compressed once but decoded frequently. It is clear that the decoding time due to spatial domain based compression is much less than that of the sub-band compression techniques. Two widely used spatial domain compression techniques are block truncation coding (BTC) and vector quantization (VQ). BTC method results in good quality image with high bit-rate, while the VQ is well known for low bit-rate but produces poor quality images. In his paper the study of different types of technique for image compression. In this paper implementation of the proposed algorithm and results are based on that algorithm is discussed for the different block size i.e. 4*4, 8*8 and 16*16.

REFERENCES

- [1] C. Senthilkumar, "Color and Multispectral Image Compression using Enhanced Block Truncation Coding [E-BTC] Scheme", *accepted to be presented at the IEEE WiSPNET*, PP. 01-06, 2016 IEEE.
- [2] Jing-Ming Guo, *Senior Member, IEEE*, and Yun-Fu Liu, *Member, IEEE*, "Improved Block Truncation Coding Using Optimized Dot Diffusion", *IEEE TRANSACTIONS ON IMAGE PROCESSING*, VOL. 23, NO. 3, MARCH 2014.
- [3] Jayamol Mathews, Madhu S. Nair, "Modified BTC Algorithm for Gray Scale Images using max-min Quantizer", 978-1-4673-5090-7/13/\$31.00 ©2013 IEEE.



ISSN(Online): 2320-9801
ISSN (Print) : 2320-9798

International Journal of Innovative Research in Computer and Communication Engineering

(A High Impact Factor, Monthly, Peer Reviewed Journal)

Website: www.ijircce.com

Vol. 5, Issue 12, December 2017

- [4] M. Brunig and W. Niehsen. Fast full search block matching. IEEE Transactions on Circuits and Systems for Video Technology, 11:241 – 247, 2001.
- [5] K. W. Chan and K. L. Chan. Optimisation of multi-level block truncation coding. Signal Processing: Image Communication, 16:445 – 459, 2001.
- [6] Ki-Won Oh and Kang-Sun Choi, “Parallel Implementation of Hybrid Vector Quantizerbased Block Truncation Coding for Mobile Display Stream Compression”, IEEE ISCE 2014 1569954165.
- [7] Seddeq E. Ghrare and Ahmed R. Khobaiz, “Digital Image Compression using Block Truncation Coding and Walsh Hadamard Transform Hybrid Technique”, 2014 IEEE 2014 International Conference on Computer, Communication, and Control Technology (I4CT 2014), September 2 - 4, 2014 - Langkawi, Kedah, Malaysia.
- [8] C. C. Chang and T. S. Chen. New tree-structured vector quantization with closed-coupled multipath searching method. Optical Engineering, 36:1713 - 1720, 1997.
- [9] C. C. Chang, H. C. Hsia, and T. S. Chen. A progressive image transmission scheme based on block truncation coding. In LNCS Vol 2105, pages 383–397, 2001.