



International Journal of Innovative Research in Computer and Communication Engineering

(A High Impact Factor, Monthly, Peer Reviewed Journal)

Website: www.ijirccce.com

Vol. 7, Issue 2, February 2019

A Shape Mechanism along Text Based Advanced Face Detection Methodology Using EFM Model

Abhishek Kumar Pandey¹, Surbhi Sharma², SammahRasheed³

Asst. Professor, Department of Computer Science & Engineering, ACERC Ajmer, Ajmer, Rajasthan, India²

Asst. Professor, Department of Computer Science & Engineering, St. Wilfred's Institute of Engineering and Technology, Ajmer, Rajasthan, India²

Asst. Professor, Department of Computer Science & Engineering, St. Wilfred's Institute of Engineering and Technology, Ajmer, Rajasthan, India³

ABSTRACT: This concept was brought up for the sake of face Recognition with more accuracy and robustness for getting the mentioned features to our project we have used fisher algorithm and enhanced fisher classifier(EFC) mechanism. Both the algorithms help to detect the image and check the image in more clarity manner and with more depth analysis. Shapes in the body provides normalized manner and makes difficult in Recognition of the face. Firstly we will reduce the parameters and dimensions of the face and by EFM and EFC mechanisms. Here the normal face is combined with the different faces for identifying the efficiency and the result generation time period of the images. Here we have taken database of 600 images of different persons or domains out of those 200 images are quiet related to same fields of same domains for quick results and for checking the efficiency of the project. Here we are taking the set of images by different mechanisms like P1 and P2 methodologies and we are taking the class vector matching matrix. This algorithm helps in plotting the number of coordinate positions in the face by the help of matrix vector mechanisms.

KEYWORDS: Matrix, co-ordinate points, positions, EFM and EFC mechanisms.

I. INTRODUCTION

In previous days i.e.; in the beginning of this research domain the face identification and the face reorganizations from compared to multiple photos and filtering process is a greatest task for the users. Many mechanisms came in to existence [1] for the development of this technology but the flexibility and the time complexity for image comparison with multiple images is a greatest task and for comparing one image with all the images from the database is a challenging task.

An effective face detection system depends intensely on the specific decision of the highlights utilized by the (design) classifier. Highlight determination in example acknowledgment includes the inference of striking highlights from the crude info information so as to diminish the measure of information utilized for characterization and at the same time give upgraded biased power. As of late shape and surface have turned out to be unmistakable for encoding face pictures.

Shape and surface coding, normally utilized related to standard based coding, is a two-organize process once the face has been found. Coding begins [2] by clarifying the face utilizing critical internal and face limit focuses. When these control focuses are found, they are adjusted utilizing interpretation,

scaling and turn changes as vital, and a comparing mean shape is determined. The following stage at that point triangulates the explained faces and twists each face to the mean shape. The principal organizes yields the shape, while the second stage yields the surface and compares to what is known as a full enemy of the cartoon. This paper presents another face coding and acknowledgment strategy that utilizes the Enhanced Fisher Classifier (EFC) working on the

International Journal of Innovative Research in Computer and Communication Engineering

(A High Impact Factor, Monthly, Peer Reviewed Journal)

Website: www.ijircce.com

Vol. 7, Issue 2, February 2019

incorporated shape and surface highlights and evaluates relatively the kinds of contribution for face portrayal against some well-known face acknowledgment strategies. The dimensionalities of the shape and the surface spaces are first decreased utilizing Principal segment examination (PCA). The comparing yet diminished shape and surface highlights are then joined through a standardization method to frame the coordinated shape and surface highlights. The dimensionality decrease system, compelled by the Enhanced FLD [3] (Fisher Linear Discriminant)

Demonstrate (EFM) for better speculation, keeps up a legitimate harmony between the ghostly vitality needs of PCA for sufficient portrayal, and the Fisher Linear Discriminant (FLD) necessities that the eigenvalues of the inside class covariance grid ought to exclude little trailing qualities as they will, in general, encode clamor and show up in the denominator. The other two sorts of info evaluated in this paper are the shape pictures and conceal[4] pictures. Shape pictures experience indistinguishable arrangement method from the shapes do, yet safeguard the force data inside the forms of the countenances. Conceal pictures are determined by first utilizing the focuses of two eyes as control focuses for arrangement, and afterward setting a veil on them.3Experimental results, utilizing 600 face pictures relating to 200 subjects of differing brightening, what's more, outward appearance, demonstrate that

(I) the coordinated shape and surface highlights convey the most segregating data followed all together by surfaces, veiled pictures, and shape pictures;

(ii) our new face coding and acknowledgment technique, EFC, plays out the best among the Eigen faces strategy utilizing p_1 and p_2 [5] remove measure, and the Mahalanobis separate based strategies utilizing a typical covariance framework for all classes or a pooled inside class covariance network. Specifically, EFC accomplishes 97.4% acknowledgment rate utilizing just 19

II. RELATED WORK

Many of the scholars, scientists worked in this research domain for selecting the actual images and for identifying any type of images even it is in darkness or in the blur state by making image editable without disturbing any condition of the image. The reviews of few authors related to this concept are explained below in a brief:

Figuring out how to perceive visual items, for example, human countenances, requires the capacity to discover important examples in spaces[6] of high dimensionality. Psychophysical discoveries show, in any case, that "perceptual errands, for example, likeness judgment will, in general, be performed on low-dimensional information [7]. Low dimensionality is particularly critical for learning, as the quantity of models required for achieving a given dimension of execution develops exponentially with the dimensionality of the hidden portrayal space"[8].




Figure1: Image representation in 2-D (left) and 3-D view (Right) Representations

International Journal of Innovative Research in Computer and Communication Engineering

(A High Impact Factor, Monthly, Peer Reviewed Journal)

Website: www.ijircce.com

Vol. 7, Issue 2, February 2019

Vital Component Analysis(PCA) is the technique behind the Eigen faces coding plan whose essential objective is to extend the closeness judgment for face acknowledgment in a low-dimensional space. Note, nonetheless, that PCA driven coding plans are ideal and valuable just as for information pressure and decorrelation of low request measurements. The acknowledgment angle isn't considered and one should in this manner not expect ideal execution for errands, for example, face acknowledgment when utilizing PCAlikecoding plans. The Fisher Linear Discriminant (FLD) [9] is a well-known discriminant strategy for the very reason for accomplishing high distinguishableness between the diverse examples in whose grouping one is intrigued. Normal for this methodology are later however comparable techniques, for example, the Most DiscriminatingFeatures (MDF) and the Fisherfaces. The consolidated utilization of PCA and FLD like strategy is an improvement over PCA techniques, yet at the same time has its very own disadvantages, particularly those related with overfitting and absence of speculation because of lacking preparing information, One can demonstrate that the MDF space is, notwithstanding,[10] better than the PCA space for face acknowledgment, just when the preparation pictures are illustrative of the scope of face (class) varieties; generally, the execution distinction between the PCA and MDF spaces isn't critical.

Additionally, improve PCA remain solitary strategies, both new face portrayal approaches and new classifiers are rising. Beymer presented a vectorized picture portrayal comprising of shape and surface. Vetter and Poggio utilized such a vectorized face portrayal for picture amalgamation from a solitary model view.[11] Stomach, et al, and Lanitis, Taylor, and Cootes created Mahalanobis separate classifiers for face acknowledgment utilizing the shape and surface portrayal.

The Mahalanobis remove is estimated as for a typical covariance lattice for all classes so as to regard varieties along all tomahawks as similarly huge by giving more weight to parts relating to littler eigenvalues. Note that the weighting strategy does not separate the between-class dissipate from the inside class disperse and it stifles [12] the previous while diminishing the last mentioned[13]. To deliver this issue and to more readily recognize the distinctive jobs of the two dissipates, Edwards, Cootes, and Taylor introduced one more Mahalanobis remove classifier by utilizing the pooled inside class covariance lattice[14,15,16]

III. EXISTING WORK

Normally for all the images the image is treated by the following mechanisms like

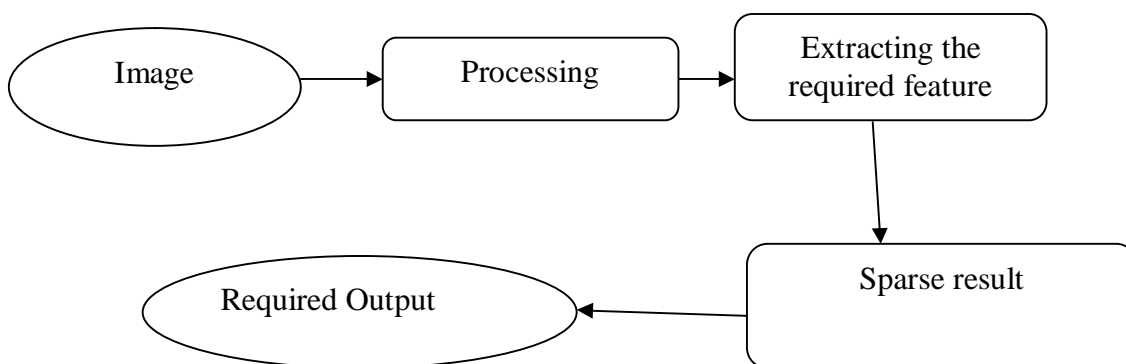


Figure2: Image extraction mechanism from Database

The final resultant image can be formed by producing the following procedures which was mentioned in the architecture like Gathering, Extraction, Processing and producing the resultant output from the set of images. By doing up this procedure it will increase the performance of the image as well as the makes the image filtration easy

In the existing methodology we used normalization process for image refinement so here by following the steps same as figure2 the image will be transformed as follows:[17,18,19]

International Journal of Innovative Research in Computer and Communication Engineering

(A High Impact Factor, Monthly, Peer Reviewed Journal)

Website: www.ijircce.com

Vol. 7, Issue 2, February 2019




Figure3: Pre-Processing procedure as in existing system

Here we used the mechanism of Gamma correction process. Gamma process is a mechanism of image representation from N different levels like from level 0 to level $N-1$. The gamma parameters values are purely user defined values. Here the brightness or else the darkness of the value are represented by the variable R . Here the main theme is to detect the image and produce the result based on the image rules and positions. [20,21,22]

Filtering mechanism Process

Gamma revision does not expel the impact of generally speaking power inclinations, for example, shading impacts. Shading instigated by the surface structure is conceivably a helpful obvious signal yet it is transcendently low-recurrence spatial data that is difficult to isolate from impacts brought about by brightening angles. High pass sifting evacuates both the value and the coincidental data, consequently rearranging the acknowledgment issue and much of the time expanding the general framework execution. Also, smothering the most noteworthy spatial frequencies lessens associating and commotion, and practically speaking, it regularly figures out how to do as such without obliterating a lot of the basic flag on which acknowledgment should be based. Canine sifting is a helpful method to acquire subsequent band pass conduct. Fine spatial detail is basically vital for acknowledgment so the inward (littler) Gaussian is commonly very thin (σ_1 1 pixel), while the external one may have of σ_1 2– 4 pixels or more, contingent upon the spatial recurrence at which low-recurrence data winds up deceiving as opposed to useful. Given the solid lighting varieties in our datasets, we find that $\sigma_1 \sim 2$ ordinarily gives the best outcomes, however, values up to around 4 are not very harming and might be best for datasets with less outrageous lighting varieties. LBP and LTP appear to profit by a touch of smoothing; maybe on the grounds that pixel based casting a ballot is delicate to associating curios. Beneath we use $\sigma_0 = 1:0$ and $\sigma_1 = 2:0$ by default³. We actualize the channels utilizing express convolution. In the event that the face is a piece of a bigger picture, the gamma amendment prefilter ought to be kept running on a proper locale of this before removing the face picture. Something else, broaden steady limit conditions ought to be utilized: utilizing reach out as-zero or fold over (FFT) limit conditions fundamentally diminishes the general execution, to some extent since it presents solid angles at the picture fringes that irritate the resulting contrast levelling stage. On the off chance that DOG is kept running without earlier gamma standardization, the subsequent pictures unmistakably demonstrate the degree to which neighbourhood differentiate (and consequently visual detail) is decreased in shadowed areas.

International Journal of Innovative Research in Computer and Communication Engineering

(A High Impact Factor, Monthly, Peer Reviewed Journal)

Website: www.ijircce.com

Vol. 7, Issue 2, February 2019

Masking Process

Masking helps to cover or hide the any sensitive images from victims or attackers. Generally masking mechanism helps to hide the information from intruders and masking process is done for hiding sensitive images where we store our personal data in the form of image format.

Making Equal Process

This is the final step in the image extraction, performing operation and generating the desired picture from the database. Here the image is at any situation may be the server makes the image in the encrypted manner and more secure manner and with hygienic process and even the database contains mixtures, admixtures and nostrils and unwanted stuff.

IV. PROPOSED WORK

Here we are proposing local texture reorganization framework model for image Recorgnization and varying. Compared to existing work here we are proposing the work in the most effective manner and we developed by keeping security, privacy and robustness in consideration.

Here we have taken matrix formation of different points which have plotted on the face and we have taken many origin points on the face for easy capturing and for identifying the face we have collected the front view, top view and side view of the face of a person for easy identification mechanism.

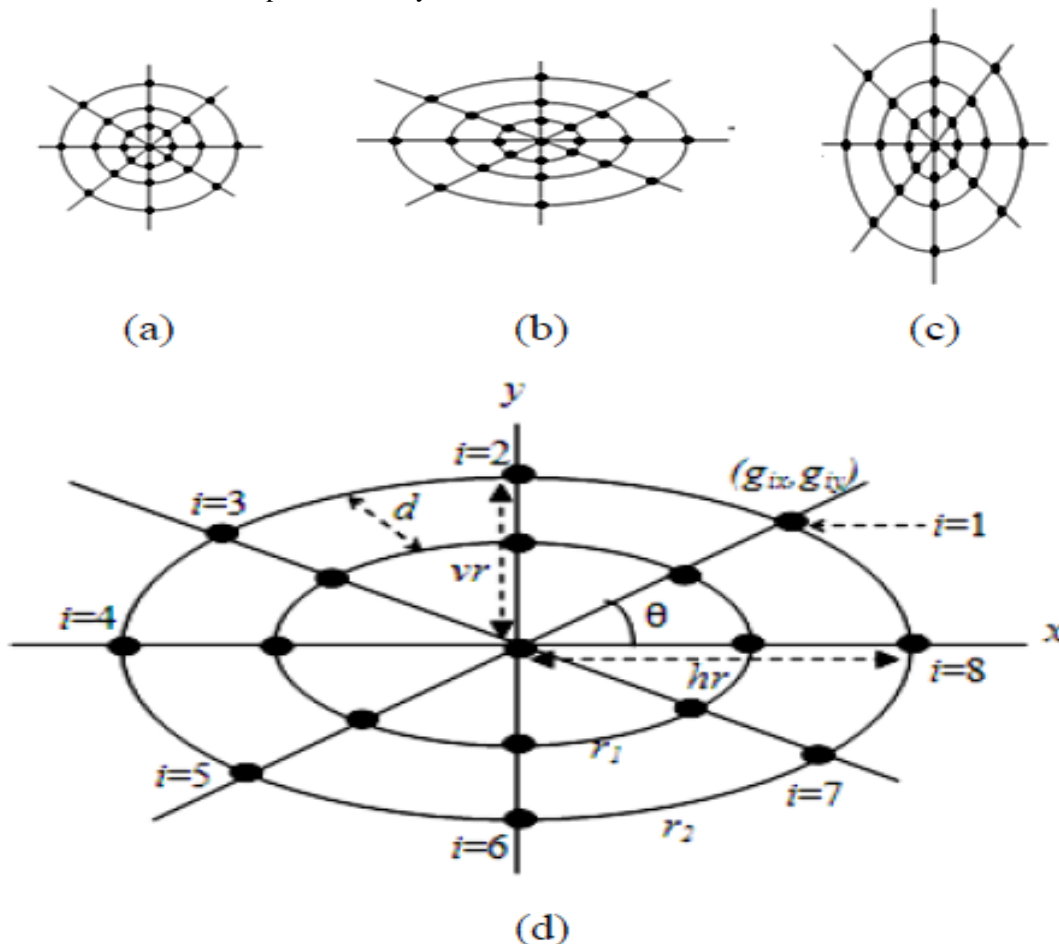


Figure4: sample Representation of Front view, Top view and Side view points on the face

International Journal of Innovative Research in Computer and Communication Engineering

(A High Impact Factor, Monthly, Peer Reviewed Journal)

Website: www.ijirccce.com

Vol. 7, Issue 2, February 2019

Here we are taking the distribution mechanism for identification person and we have taken trigonometric functions for calculating the angle deviation of a person the formula for measuring the face is calculated by

$$g_{ix} = R_i \cdot \cos \theta_i, g_{iy} = R_i \cdot \sin \theta_i$$

Here we have to calculate separately values for cos and sin functions individually for obtaining the desired result. We have to take the positions as “N” in the face because we cannot estimate from how many points we are calculating the accuracy of the face with remaining faces from the database. Here the each and every point is treated as Pixel. Here we are using similar algorithms like LTDF and LBP. These algorithms help in calculating the pattern values from the various values which was considered earlier. Here we are proposing the two mechanisms where we consider these two mechanisms are DAISY.

Proposed Algorithm

These are the consequences number of steps followed for performing the task. These are the steps required for filtering the image form the bulk database.

Input: Unknown image

Output: Desired Image

Step1: Rotate the image horizontally which points towards eyes.

Step2: If the size of the image is big with empty space or with white spaces in the image its good to crop the image of unwanted area.

Step3: Calculate every image point location with the local spacing.

Step4: Divide the overall image into M*N equal partitions.

Step5: Get the evidence of the image in the textual format for easy filtering process.

The Algorithm which is developed will be shown pictorially as:

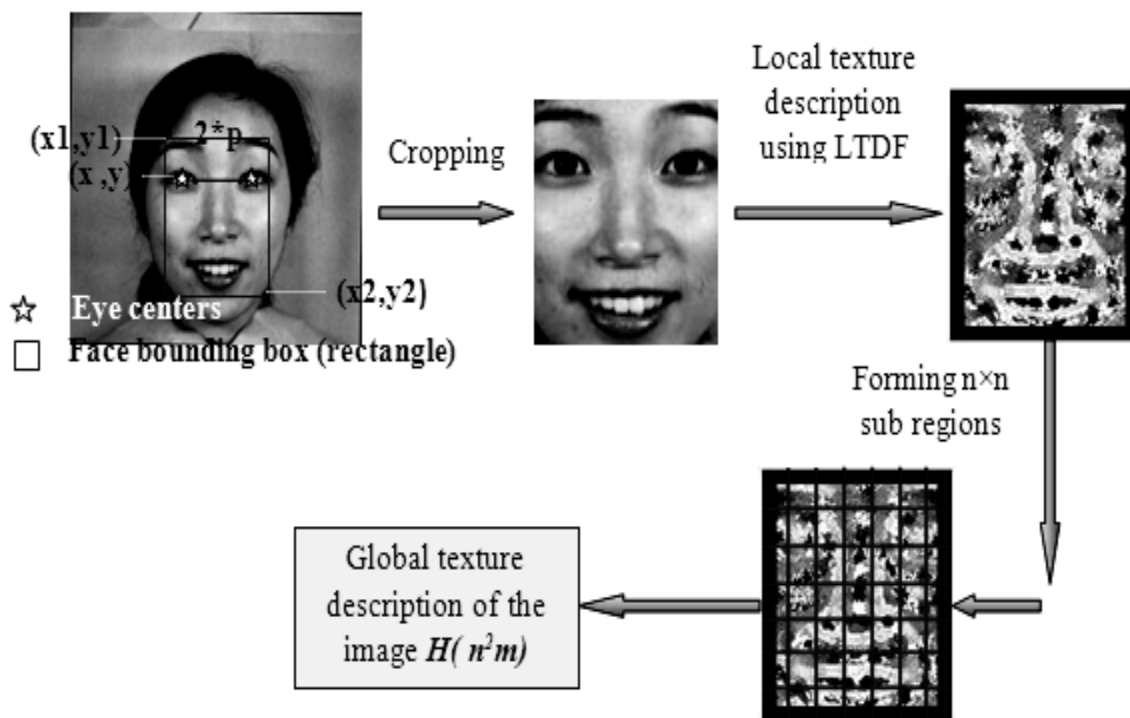


Figure5: Algorithm Representation

International Journal of Innovative Research in Computer and Communication Engineering

(A High Impact Factor, Monthly, Peer Reviewed Journal)

Website: www.ijirccce.com

Vol. 7, Issue 2, February 2019

V. RESULTS

The results generated by developing the project will be more clearly shown and it is shown with all the steps step by step from clear image to 3-D image to blur image. First have to find out the image and later have to find out the similarity among them later we will find out the best among them.

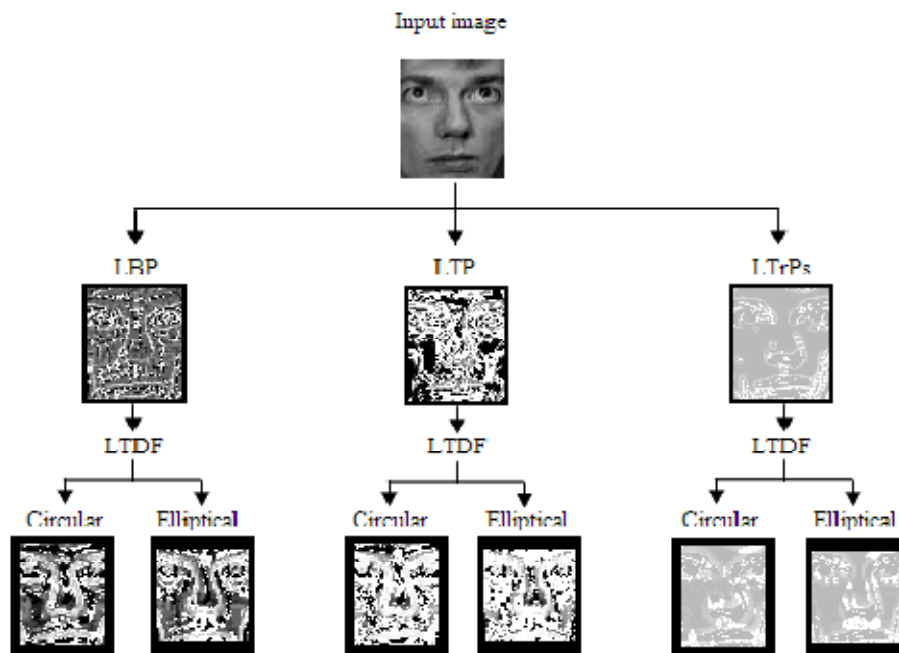


Figure6: identifying the face by different algorithms



Figure 7: Gathering different expressions for a single face



International Journal of Innovative Research in Computer and Communication Engineering

(A High Impact Factor, Monthly, Peer Reviewed Journal)

Website: www.ijircce.com

Vol. 7, Issue 2, February 2019

Results generated for different expressions

The outcomes are clear for the adequacy of the proposed structure in perceiving faces with various demeanors. The execution of the base models is upgraded when the proposed structure is connected to them. The explanation for this may be that the articulation varieties influence neighbourhood locales thus when pixels lie in a specific district separated are utilized to shape a finished example, it has high segregation control.

To break down the capacity of LTDFson perceiving diverse articulations, the perplexity networks are gotten for the base models It is seen from the table outcomes that both LTDFcs and LTDFesoutperform their base models to distinguish facial articulation. In addition LTDFesperforms better in separating distinctive articulations particularly dread, satisfaction and astonishment.

Method	Accuracy
LBP	77
LTP	93.3
LTrPS	93.5
LTBF-LBP	98

Table1: Existing and proposed algorithms with accuracy

Conclusion

In this paper we have designed a number of noble mechanisms for the image visibility more clarity, effectively with more robustness. Here we have divided the image to the number of partitions and we have pointed the access points of the image based on the points we have designed the trigonometric functions of the image and later we have find out the image matching with the image matching pattern algorithm based on that the image matching is done with other images which are present in the database. Here we also worked through image sensing by the different expressions of a person.

REFERENCES

1. "B. K. Mylavarapu and R. T. Mylavarapu, ""A Framework for Hierarchical Big Image Data."" 2018 Second International Conference on Inventive Communication and Computational Technologies (ICICCT), Coimbatore, 2018, pp. 169-173. doi: 10.1109/ICICCT.2018.8473339"
2. SreenivasSasubilli, Kumar AttangudiPerichiappanPerichappan, P. Srinivas Kumar, Abhishek Kumar, An Approach towards economical hierarchic Search over Encrypted Cloud, pages 125-129; Annals of Computer Science and Information Systems, Volume 14. ISSN 2300-5963.
3. SriramakrishnanChandrasekaran; "A Machine Learning Implementation of Predicting the Real Time Scenarios in a better way" - International Journal of Pure and Applied Mathematics Volume 119 2018 Page 1301-1311; <https://acadpubl.eu/hub/2018-119-15/4/737.pdf>
4. "SriramakrishnanChandrasekaran, Abhishek Kumar; "Implementing Medical Data Processing With Ann with Hybrid Approach of Implementation" - Journal of Adv Research in Dynamical & Control Systems Volume 10 Issue 10 Page 45-52; <http://jardcs.org/backissues/abstract.php?archiveid=6388>"
5. GopinadhSasubilli,Uday Shankar Sekhar, Ms.Surbhi Sharma, Ms.Swati Sharma, "A Contemplating approach for Hive and Map reduce for efficient Big Data Implementation" 2018 Proceedings of the First International Conference on Information Technology and Knowledge Management pp. 131–135 DOI: 10.15439/2018KM20
6. Y. Zeng and D. Feng, The face recognition method of the two-directional variation of 2DPCA, International Journal of Digital Content Technology and Its Applications, vol.5, no.2, pp.216-223,2011.
7. J. Yang and C. Liu, Horizontal and vertical 2DPCA-based discriminant analysis for face veri_cation on a large-scale database, IEEE Trans. on Information Forensics and Security, vol.2, no.4, pp.781-792, 2007.
8. C. Liu and H. Wechsler, Robust coding schemes for indexing and retrieval from large face databases, IEEE Trans. Image Process., vol.9, no.1, pp.132-137, 2000.
9. C. Liu and H. Wechsler, A shape and texture based enhanced _sherclassier for face recognition,IEEE Trans. Image Process., vol.10, no.4, pp.598-608, 2001.
10. J. G. Daugman, Two-dimensional spectral analysis of cortical receptive_eldpro_les, Vision Research, vol.20, pp.847-856, 1980.
- 11.



International Journal of Innovative Research in Computer and Communication Engineering

(A High Impact Factor, Monthly, Peer Reviewed Journal)

Website: www.ijircce.com

Vol. 7, Issue 2, February 2019

12. J. Jones and L. Palmer, An evaluation of the two-dimensional Gabor filter model of simple receptive fields in CAT striate cortex, *J. Neurophysiol.*, pp.1233-1258, 1987.
13. Yang J, Frangi A, Yang J, Zhang D and Jin Z, "KPCA plus LDA: a complete kernel fisher Discriminant framework for feature extraction and recognition", *IEEE Transactions on Pattern Analysis and Machine Intelligence*, Vol. 27, No. 2, pp. 230-244, 2005.
14. Ye J, Janardan R, Park C and Park H, "An optimization criterion for generalized discriminant analysis on undersampled problems", *IEEE Transactions on Pattern Analysis and Machine Intelligence*, Vol. 26, No. 8, pp. 982-994, 2004.
15. Yousra Ben Jemaa and Sana Khanfir, "Automatic Local Gabor features extraction for face recognition", *International Journal of Computer Science and Information Security*, Vol. 3, No. 1, 2009.
16. Zhang B, Gao Y, Zhao S and Liu J, "Local derivative pattern versus local binary pattern: Face recognition with higher-order local pattern descriptor", *IEEE Transactions on Image Processing*, Vol. 19, No. 2, pp. 533-544, 2010.
17. Zhao G and Pietikainen M, "Dynamic texture recognition using local binary patterns with an applications to facial expressions", *IEEE Transactions on Pattern Analysis and Machine Intelligence*, Vol. 29, No. 6, pp. 915-928, 2007.
18. Zheng W and Tang X, "Fast algorithm for updating the Discriminant vectors of dual-space IDA", *IEEE Transactions on Information Forensics and Security*, Vol. 4, No. 3, pp. 418-427, 2009.
19. Abhishek Kumar, K. Rawat, and D. Gupta, "An advance approach of pca for gender recognition," in *Information Communication and Embedded Systems (ICICES)*, 2013 International Conference on. IEEE, 2013, pp. 59-63
20. D Kumar, R Singh, A Kumar, N Sharma An adaptive method of PCA for minimization of classification error using Naïve Bayes classifier *Procedia Computer Science*, 2015. Elsevier, pp.9-15
21. Kumar, A., & SAIRAM, T. (2018). Machine Learning Approach for User Accounts Identification with Unwanted Information and data. *International Journal of Machine Learning and Networked Collaborative Engineering*, 2(03), 119-127.
22. Rawat K., Kumar A., Gautam A.K. (2014) Lower Bound on Naïve Bayes Classifier Accuracy in Case of Noisy Data. In: Babu B. et al. (eds) *Proceedings of the Second International Conference on Soft Computing for Problem Solving (SocProS 2012)*, December 28-30, 2012. *Advances in Intelligent Systems and Computing*, vol 236. Springer, New Delhi DOI: https://10.1007/978-81-322-1602-5_68.